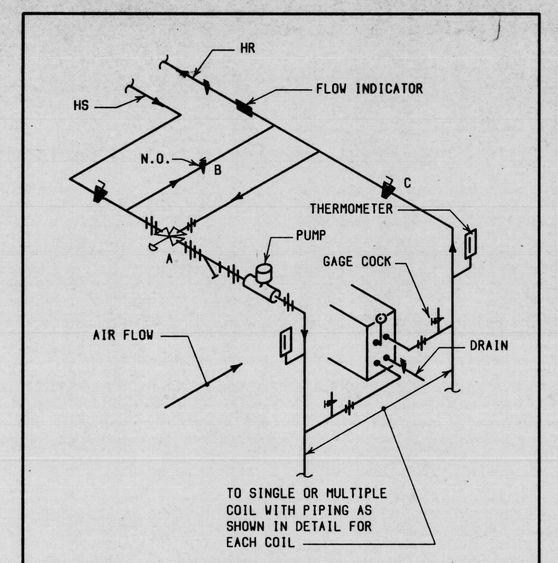

BALANCING INSTRUCTIONS

1. WITH VALVE A OPEN TO RECIRCULATION LINE VALVE B OPEN. BALANCE FLOW.
2. CLOSE VALVE B. OPEN VALVE A TO PRIMARY. RUN PUMP. CHECK FLOW. BALANCE VALVE C IN SECONDARY CIRCUIT.

NOTE: CONCURRENT AIR AND WATER FLOW

PREHEAT COIL PIPING

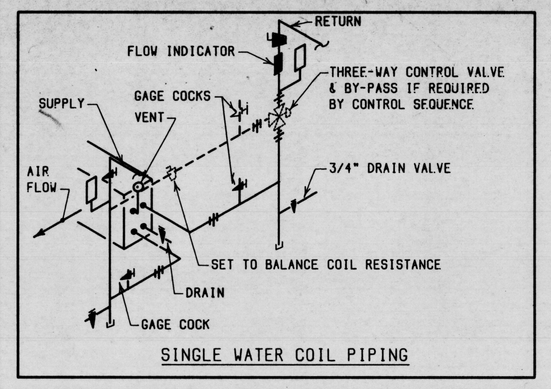

SINGLE WATER COIL PIPING

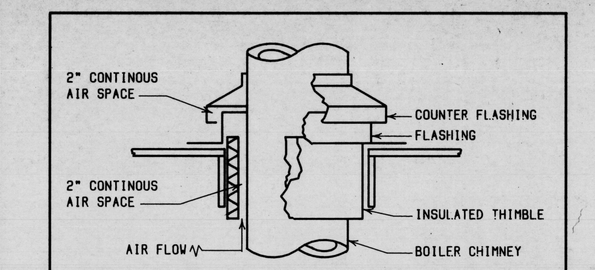

FLASHING AND INSULATED THIMBLE BOILER CHIMNEY INSTALLATION

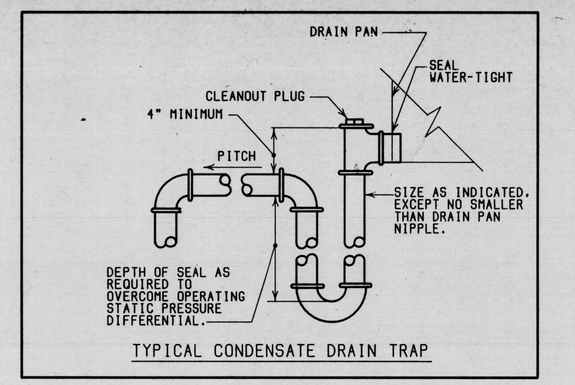

TYPICAL CONDENSATE DRAIN TRAP

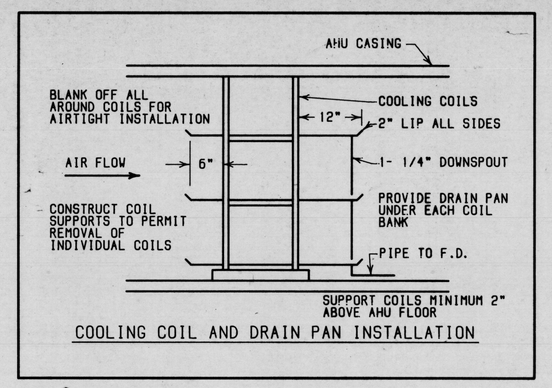

COOLING COIL AND DRAIN PAN INSTALLATION

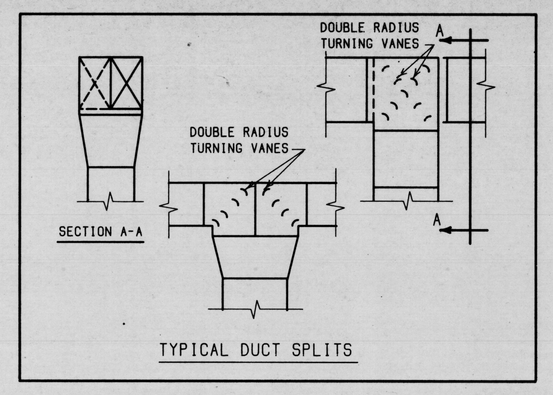

TYPICAL DUCT SPLITS

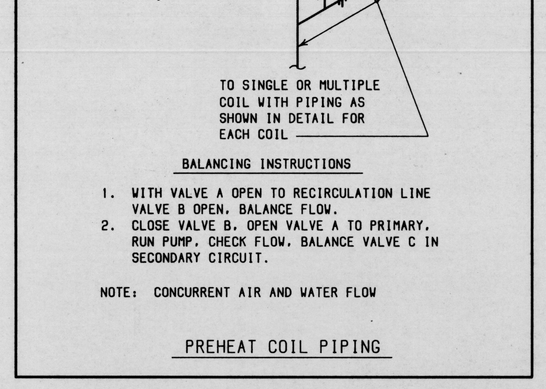

MULTIPLE WATER COIL PIPING

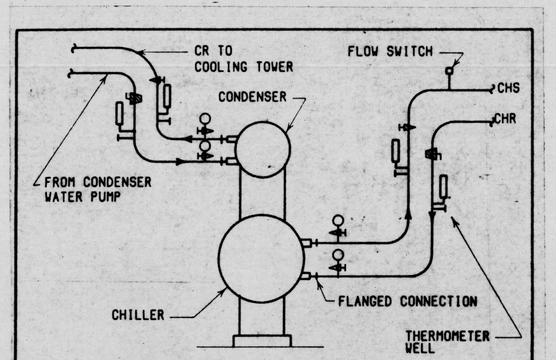

WATER CHILLER CONNECTIONS

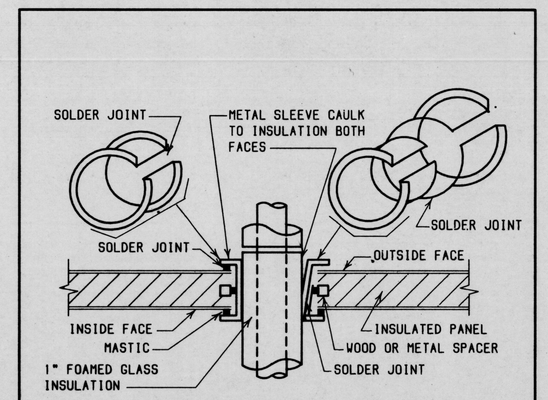

NOTES:
1. KEEP EDGE OF OPENING 1" MINIMUM AWAY FROM PANEL SUPPORTING ANGLES.
2. CAULKING MASTIC SHALL BE 1 PART POLYSULFIDE SEALANT EQUAL TO PECORA SYNTHACALK GC-9.

OPENING IN PREFABRICATED PANEL

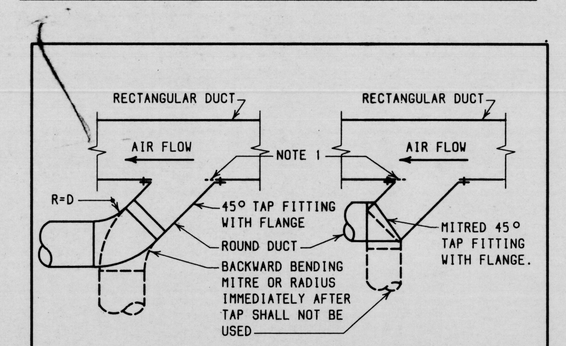

45°TAP FITTINGS SHALL BE USED ONLY WHERE TIGHT CONDITION PREVENTS USE OF OTHER FITTINGS INDICATED.

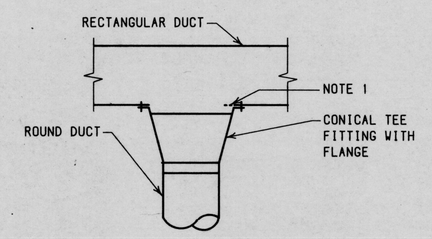

NOTE 1: HOLE IN RECTANGULAR DUCT SHALL BE CUT LARGE ENOUGH SO THAT ROUGH METAL EDGE SHALL NOT PROJECT INTO AIR STREAM.

TYPICAL TAPOFF FROM RECTANGULAR DUCT TO ROUND DUCT

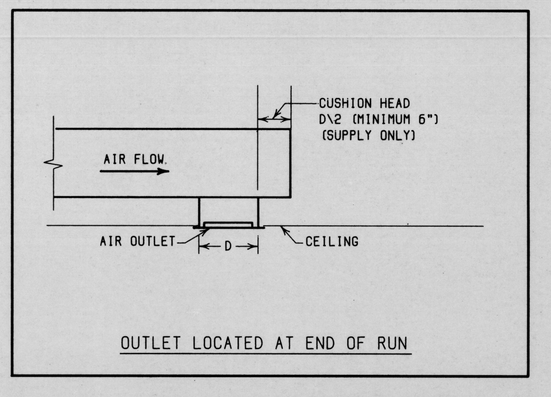

OUTLET LOCATED AT END OF RUN

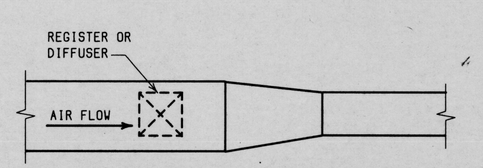

(SAME FOR EXHAUST DUCT EXCEPT AIR FLOW IS REVERSED)

DIFFUSER OR REGISTER TAPOFF AND TRANSITION

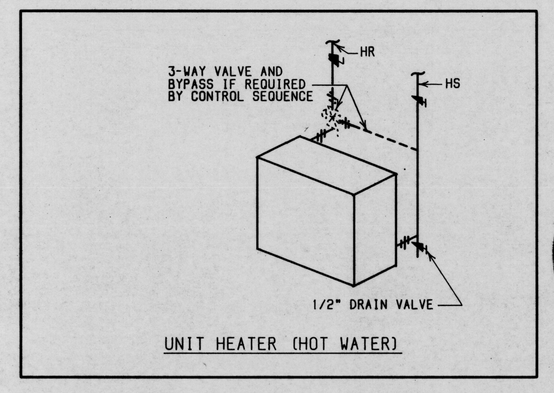

UNIT HEATER (HOT WATER)

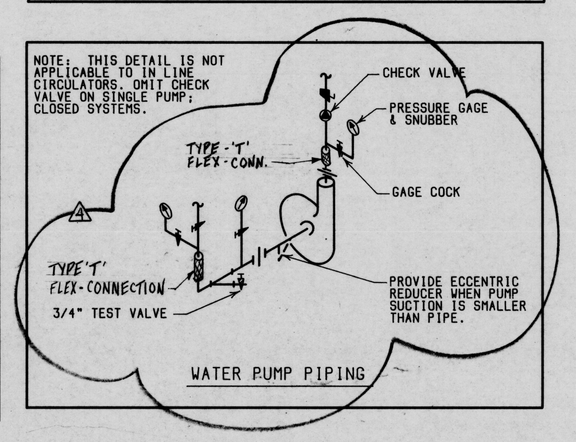

WATER PUMP PIPING

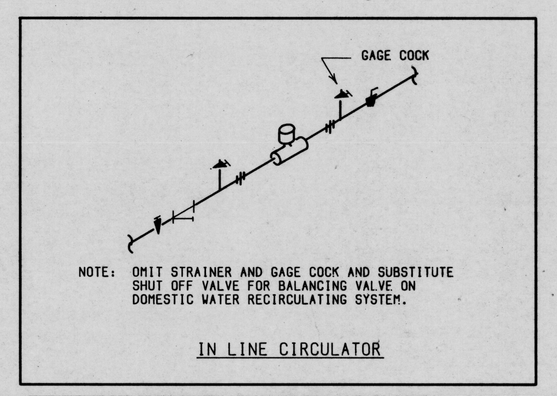

NOTE: OMIT STRAINER AND GAGE COCK AND SUBSTITUTE SHUT OFF VALVE FOR BALANCING VALVE ON DOMESTIC WATER RECIRCULATING SYSTEM.

IN LINE CIRCULATOR

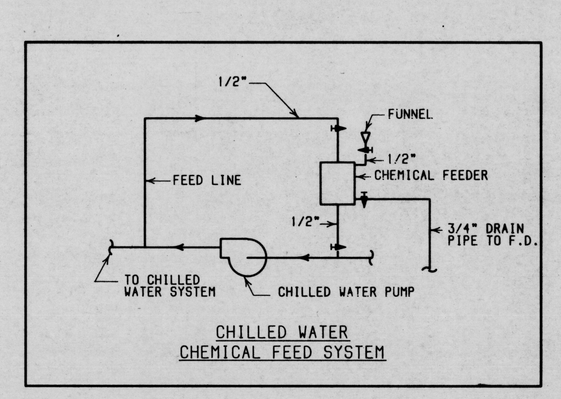

CHILLED WATER CHEMICAL FEED SYSTEM

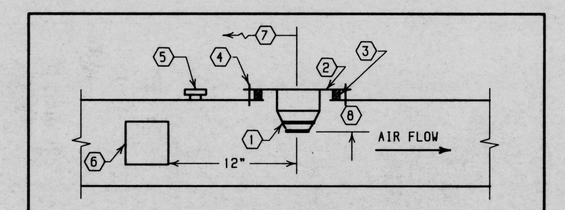

LOW VELOCITY TYPE

1. SMOKE DETECTOR. INSTALL PER MANUFACTURERS RECOMMENDATIONS.
2. 10 GAUGE PLATE
3. CONTINUOUS GASKET
4. SHEET METAL SCREWS. TWO PER SIDE.
5. AIR FLOW MEASUREMENT PORTS. (INSTRUMENT TEST HOLES)
6. ACCESS DOOR. 6" X 6" IN 14" AND SMALLER DUCTS. 12" X 12" IN LARGER DUCTS.
7. MINIMUM ONE DUCT PERIMETER TO OFFSET OR FITTING
8. MINIMUM 1-1/4" PROJECTION INTO AIRSTREAM. MAXIMUM 1/3 DUCT DEPTH

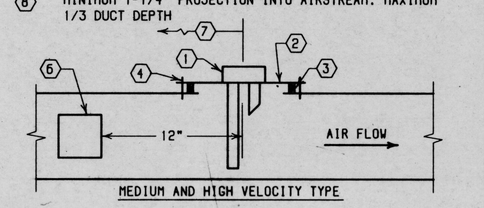

MEDIUM AND HIGH VELOCITY TYPE

SMOKE DETECTOR INSTALLATION RECTANGULAR OR SQUARE DUCT

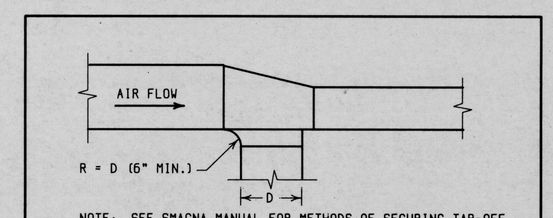

NOTE: SEE SMACNA MANUAL FOR METHODS OF SECURING TAP-OFF CONNECTION TO MAIN. (SAME FOR EXHAUST DUCTS EXCEPT AIR FLOW IS REVERSED.)

TYPICAL TAPOFF AND TRANSITION FROM SIDE OF DUCT

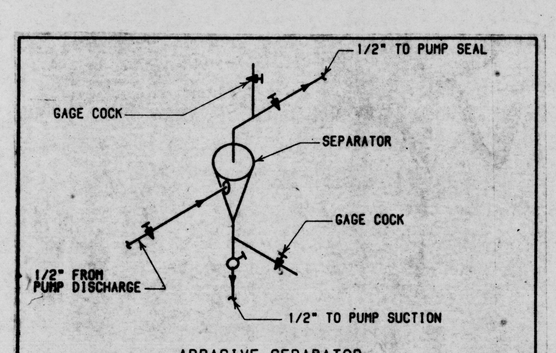

ABRASIVE SEPARATOR SINGLE BEARING PUMP

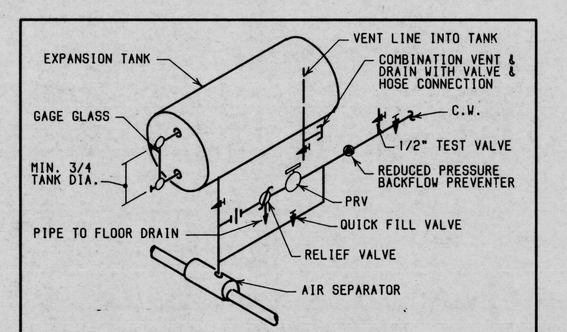

CLOSED EXPANSION TANK

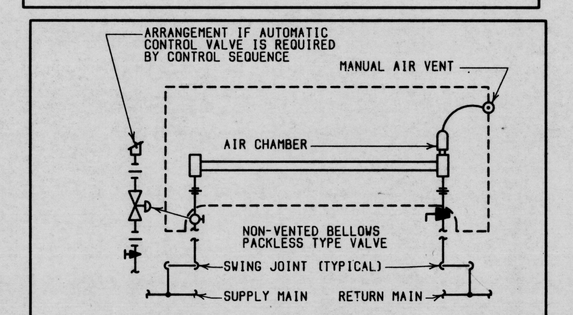

HOT WATER HEATING CONVECTOR PIPING

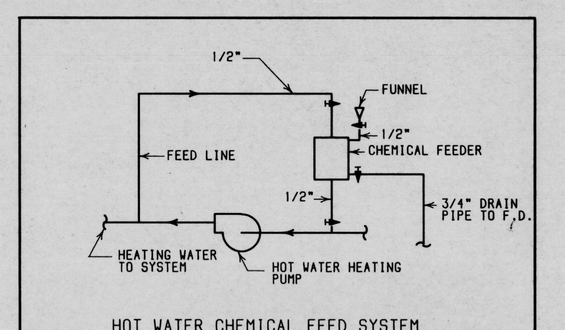

HOT WATER CHEMICAL FEED SYSTEM

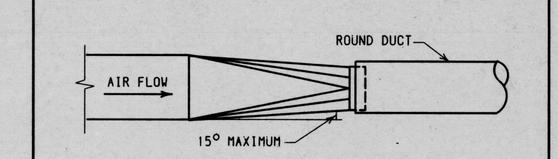

NOTE: FOR AIR FLOW IN OPPOSITE DIRECTION, TRANSITION COLLAR SHALL OVERLAP EXTERIOR OF ROUND DUCT

RECTANGULAR TO ROUND DUCT TRANSITION

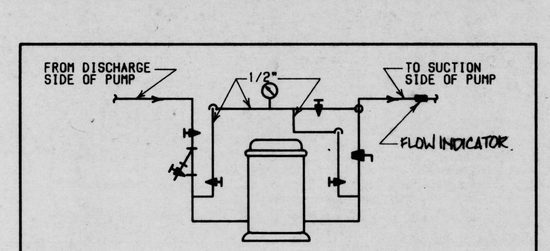

BYPASS WATER FILTER

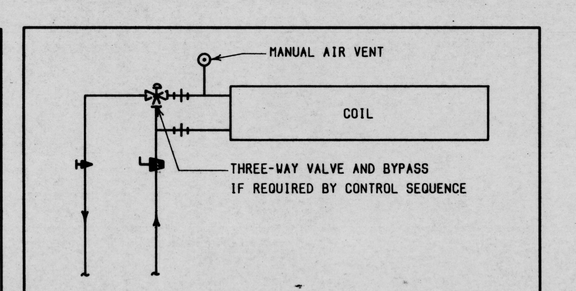

UNIT HEATER TYPE-C CONNECTIONS

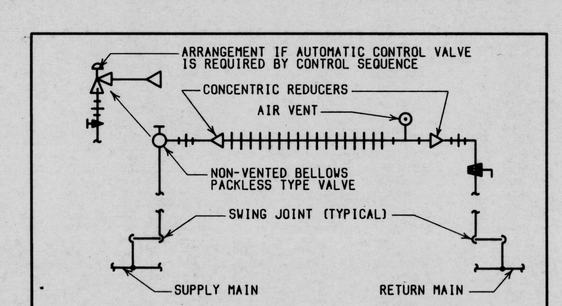

HOT WATER HEATING FINNED TUBE RAD. PIPING

BID PACKAGE #3

Henry Adams, Inc.
Mech./Elect. Engineers

Faisant Associates, Inc.
Structural Engineers

Gaudreau, Inc.
Architects Planners Engineers
Baltimore
810 Light Street Baltimore Maryland 21230

CORPORATE HEADQUARTERS

McCormick & Company

LOVETON BUSINESS CENTER
BALTIMORE COUNTY, MARYLAND

REVISIONS

NO.	DATE	DESCRIPTION
4	8-16-90	CONSTRUCTION SET

DETAILS

PROJ. NO. 8914.10
DATE 4/11/90
DWG. NO. M-16

M.A. JOB NO. M0179BB