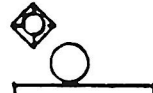


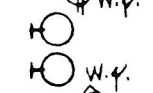





FINISH SCHEDULE

MARK	ROOM	FLOOR	BASE	WHSCT.	WHSCT. HT.	N. WALL	E. WALL	S. WALL	W. WALL	CEILING	CLG. HT.	REMARKS
	ENTRY	TILE.	WOOD.	WOOD BEADED TRIM STAIN.		SPRW. PAINT.	EXHT- CLEAN & SEAL.	SPRW. PAINT.	SPRW. PAINT.	SPRW. PAINT.	FLOPED, TO MATCH RT.	
	HALL	WOOD.	WOOD.	-	-					SPRW. PAINT.	"	
	BREAKFAST NOOK	WOOD.	WOOD.	-	-					SPRW. PAINT.	"	
	FAMILY ROOM	WOOD.	WOOD.	FIR- V-GROOVE	2'-6"					SPRW. PAINT.	"	
	EXHT. POWDER ROOM	*	*	*	*	*	*	*	*	*	*	*REFINISH & PAINT ALL DISTURBED AREAS
	EXHT. KITCHEN			-	-							
	MUDROOM	VAT. ON CONC.	WOOD.							SPRW. PAINT	0'-0"	
	WORKROOM/GARAGE RM.	CONC.	-							SPRW. PAINT	0'-0"	

ELECTRICAL SCHEDULE

MARK	DESCRIPTION	MANUFACTURER	CATALOG NO.	LAMP	WATTS	REMARKS
      	CLG. MT'D. PENDANT 2' x 4' FLUOR., CLG. MT'D. SINGLE-POLE SWITCH WALL TELE SWITCH DUPLEX OUTLET WATERPROOF DUPLEX OUTLET WALL MT'U. EXTERIOR WALL MT'U. RECEPT. CLG. MT'U. TELEPHONE OUTLET WATERPROOF CLG. MT'D.			INCAN. FLUORES. INCAN. INCAN. INCAN.	150W. 150W. 150W.	SUSPENDED FROM EXPOSED RAFTERS; WATERPROOF WHITE WHITE. WHITE. GFI. WHITE.

SPECIFICATIONS (CONT'D.)

- 6.5 ALL LUMBER OF SEASONED MATLS., KILN-DRIED FOR EXPOSED TRIM WORK & ALL STUDING MARKED AS PER BALTIMORE CITY STANDARDS.
- 6.6 FINISHED WORK SHALL BE DRIVEN UPRIGHT, TIGHT, NAILS PUNCHED, NO TOOL MARKS. FURNISH & INSTALL ALL BOLTS, CONNECTORS, NAILS, RINGS, LAG SCREWS, JOIST HANGERS, ANCHORS AND/OR FASTENERS, AND/OR HARDWARE AS REQ'D. FOR INSTALLATION OR AS SHALL BE DIRECTED BY THE ARCHITECT FOR PROPER EXECUTION OF THE CONTRACT DOCUMENTS.
- 6.7 ALL ROOF MEMBERS SHALL BE CONNECTED @ ED. BEARING POINT W/ ONE PREFABRICATED STRUCTURAL CONNECTOR ON ED. SIDE OF SAID MEMBER @ WALL & RISE.
- 6.8 DESIGN LOADS:

WIND	40 LBS./SQ. FT.
ROOF	45 LBS./SQ. FT. (LIVE - 20, DEAD - 25)
FLOOR	60 LBS./SQ. FT. (LIVE - 40, DEAD - 20)
- 6.9 MATERIALS TO BE USED:

FLOOR	3/4" T & G HARDWOOD
SUB-FLOOR	3/4" T & G PLYWOOD

- SHEATHING
- INTERIOR TRIM
- SIDING


- INTERIOR RAILING
- SHELVING
- EXTERIOR RAILING
- EXTERIOR DECKING
- EXTERIOR TRIM
- EXTERIOR WALL
- ROOF DECKING
- ROOF FRAMING
- BUILDING PAPER
- ROOF INSULATION
- SOFFITS

- 3/8" EXTERIOR STRAIGHTBOARD
- 1" OR BETTER FIR, HARDWOOD OR CYPRESS
- 5/8" EXT. CDX PLYD., CLEAR 1/2" x 3" BEVELED CEDAR BOARDS 1'-4' O.C.
- OR, 1" x 12" FIR PLANK 1/2" x 2" CEDAR SYSTEMS
- PIKE, FIR, OR CYPRESS

- CEDAR
- PRESSURE-TREATED 2x6's
- PINE, FIR OR CYPRESS
- 2x6's - STRUCTURAL GRADE
- 3/4" PLYWOOD
- HEM FIR #1
- ROSBIT PAPER
- 9/16" BATT.

New Addition for
 Drs. Keogh
 5604 Roxbury Pl.
 Baltimore Md.

The reproduction or use
 of drawings and files
 without written consent
 of the architect
 is prohibited and any
 infringement shall be
 subject to legal action
 according to copyright
 regulations.



LINK, JR. INC.
 ARCHITECT
 Rockland Ctr. Mill
 PO Box 236
 Brooklyn, ME 04022
 TEL: 603-737-9278