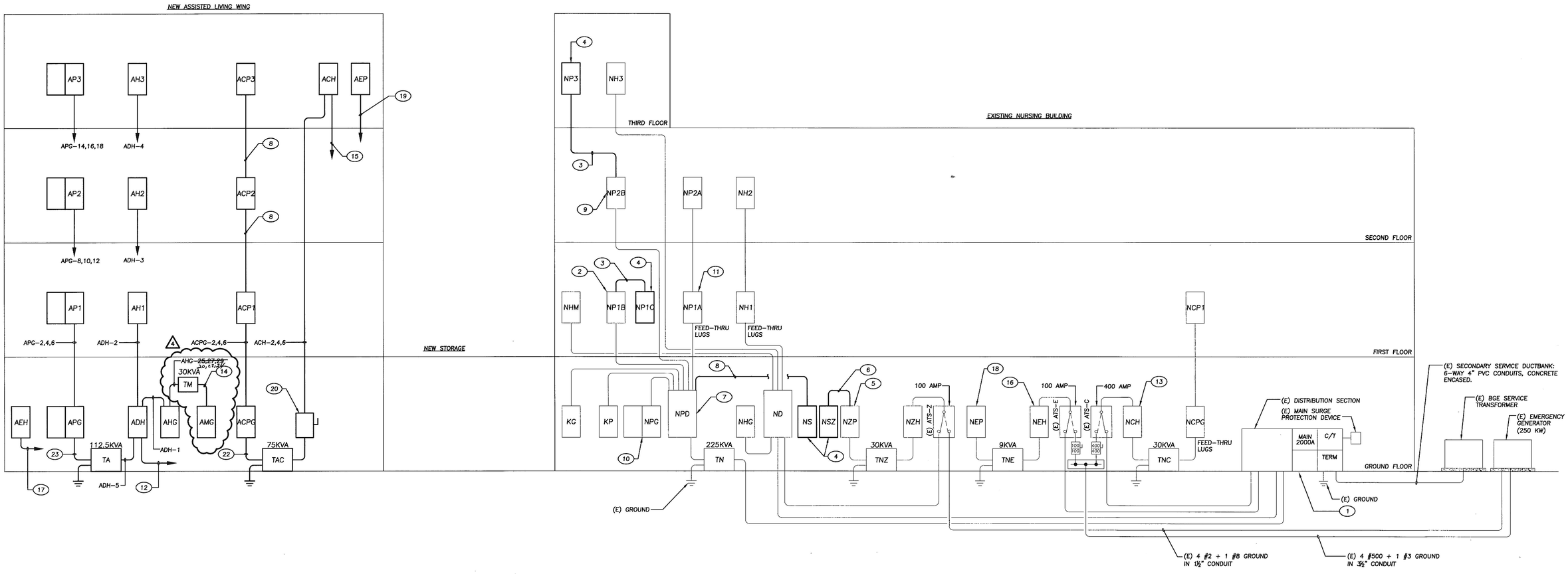

POWER RISER DIGRAM

NO SCALE

NOTE:

1. EQUIPMENT AND FEEDERS INDICATED IN THE EXISTING NURSING BUILDING ARE EXISTING TO REMAIN UNLESS NOTED OTHERWISE. EQUIPMENT AND FEEDERS INDICATED IN THE NEW WINGS ARE NEW.
2. REFER TO PANELBOARD SCHEDULES FOR FEEDER SIZES INDICATED BY CIRCUIT NUMBER.
3. TRANSFORMERS INDICATED ARE DRY TYPE, 480 VOLTΔ/120Y208 VOLT.
4. BOND EQUIPMENT GROUND BUSES OF ALL NORMAL POWER AND ESSENTIAL POWER PANELBOARDS SERVING THE SAME PATIENT CARE VICINITY, WITH #10 AWG MINIMUM, PER NEC 517.14.

POWER RISER NOTES:

1. EXISTING MAIN SWITCHBOARD 'MSB' (277/480 VOLT, 3 PHASE, 4 WIRE, 2000 AMP MAIN CIRCUIT BREAKER, WITH ONE 3P, 400A SPARE AND SEVERAL BUSSED SPACES). PROVIDE ONE NEW 3P, 800A C/B TO SERVE NEW DISTRIBUTION PANEL 'ADH'.
2. EXISTING PANEL 'NP1B' (120/208 VOLT, 3 PHASE, 4 WIRE, 225 AMP MLO, 42 POLES, WITH NO SPARE C/B'S OR BUSSED SPACES). REMOVE THREE EXISTING 1P, 20A C/B'S (CIRCUITS 2, 4, & 6), AND INSTALL ONE NEW 3 POLE, 80 AMP C/B TO SERVE NEW PANEL 'NP1C'. EXTEND/RELOCATE CIRCUITS 2, 4, & 6 TO THIS NEW PANEL.
3. NEW FEEDER; 4 #3 AWG + 1 #8 GROUND IN 1¼" CONDUIT.
4. NEW PANEL, SEE SCHEDULE ON DRAWING E5.2.
5. EXISTING PANEL 'NZP' (120/208 VOLT, 3 PHASE, 4 WIRE, 100 AMP MCB, 42 POLES, WITH ONE 1P, 20A SPARE C/B). REMOVE THREE EXISTING 1P, 20A C/B'S (CIRCUITS 8, 10, & 12), AND INSTALL ONE NEW 3 POLE, 60 AMP C/B TO SERVE NEW PANEL 'NSZ'. EXTEND/RELOCATE CIRCUITS 8 & 10 TO THIS NEW PANEL (EXISTING CIRCUIT #12 IS SPARE).
6. NEW FEEDER; 4 #6 AWG + 1 #10 GROUND IN 1" CONDUIT.
7. EXISTING DISTRIBUTION PANEL 'NPD' (120/208 VOLT, 3 PHASE, 4 WIRE, 800 AMP MCB, WITH ONE 3P, 100A SPARE C/B'S). USE SPARE C/B TO SERVE NEW PANEL 'NS'.
8. NEW FEEDER; 4 #2 AWG + 1 #8 GROUND IN 1¼" CONDUIT.
9. EXISTING PANEL 'NP2B' (120/208 VOLT, 3 PHASE, 4 WIRE, 225 AMP MLO, 42 POLES, WITH THREE BUSSED SPACES – FIELD VERIFY). PROVIDE ONE NEW 3 POLE, 80 AMP C/B TO SERVE NEW PANEL 'NP3'.
10. EXISTING PANEL 'NPG' (120/208 VOLT, 3ø, 4 WIRE, 225 AMP MLO, 30 POLES, WITH 8 BUSSED SPACES). PROVIDE TWO NEW 2-POLE, 20 AMP CIRCUIT BREAKERS TO FEED HEATER EH-2 AND INDOOR DUCTLESS UNITS DSS-1 AND DSS-2. PROVIDE ONE 2-POLE, 40 AMP CIRCUIT BREAKER TO FEED OUTDOOR UNIT HP-1.
11. EXISTING PANEL 'NP1A' (120/208 VOLT, 3 PHASE, 4 WIRE, 225 AMP MLO, 42 POLES, WITH THREE 1P, 20A SPARE C/B'S AND 15 BUSSED SPACES). PROVIDE THREE NEW 1P, 20A C/B'S TO SERVE NEW RECEPTACLE CIRCUITS.
12. CONNECT TO NEW 3 POLE, 800 AMP CIRCUIT BREAKER IN MAIN SWITCHBOARD, WITH TWO SETS OF 4 #500 KCMIL + #1/0 GROUND IN 3½" CONDUIT.
13. EXISTING PANEL 'NCH' (SEE SCHEDULE).
14. 4#1 AWG + #6 GROUND.
15. CONNECT TO NEW 3 POLE, 125 AMP CIRCUIT BREAKER IN PANEL 'NCH', WITH 4 #1 AWG + 1 #6 GROUND IN 1½" CONDUIT.
16. EXISTING PANEL 'NEH' (SEE SCHEDULE).
17. CONNECT TO NEW 3 POLE, 60 AMP CIRCUIT BREAKER IN PANEL 'NEH', WITH 4 #6 AWG + 1 #10 GROUND IN 1" CONDUIT.
18. EXISTING PANEL 'NEP' (SEE SCHEDULE).
19. CONNECT TO NEW 3 POLE, 30 AMP CIRCUIT BREAKER IN PANEL 'NEP', WITH 4 #8 AWG + 1 #10 GROUND IN 1" CONDUIT.
20. 3 POLE, 100 AMP NON-FUSED SAFETY SWITCH.
21. NOT USED.
22. 4 #4/0 AWG + 1 #2 GROUND IN 2½" CONDUIT.
23. TWO SETS OF 4 #250 KCMIL + #1/0 GROUND IN 3" CONDUIT.
24. NOT USED.

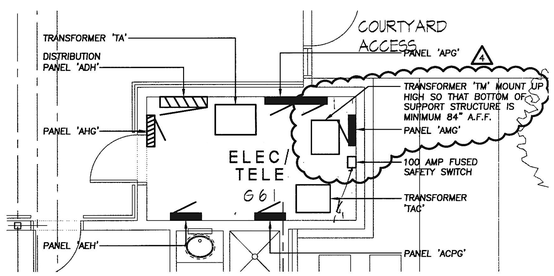

GROUND FLOOR ELECTRIC ROOM PART PLAN - ASSISTED LIVING WING

SCALE: 1/4" = 1'-0" 0 1' 2' 4' 8'

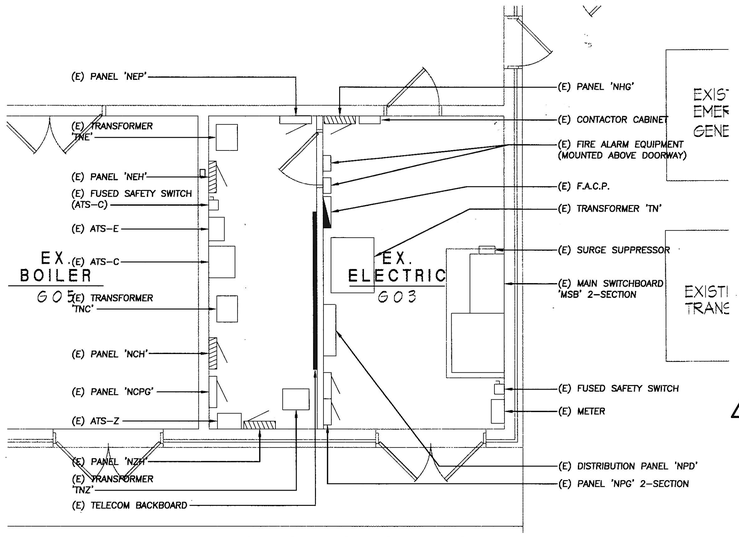

EXISTING ELECTRIC ROOMS

SCALE: 1/4" = 1'-0" 0 1' 2' 4' 8'

REVISIONS	BY
PERMIT COMMENTS	1
REVISION 2	2
ADDENDUM #2	3
PTAC REVISIONS	4

MEYERS + ASSOCIATES INC.

Professional Certification
"I certify that these documents were prepared or approved by me, and that I am duly licensed Professional Engineer under the laws of the State of Maryland, license number 22792, expiration date August 04, 2020."

SRBR
MEP Consulting Engineers since 1959
757 Frederick Road Suite 300 - Catonsville, Maryland 21228
Phone: 410.869.7282
Web: www.SRBRengineers.com

Lorien Nursing - Elkridge Addition
7615 Washington Blvd
Elkridge, Maryland 21075

POWER RISER DIAGRAM

DATE	March 31, 2020
SCALE	As Noted
DRAWN	
JOB	
SHEET	E4.1
OF	SHEETS

4 PTAC REVISIONS 3/31/2020

SRBR No:18131