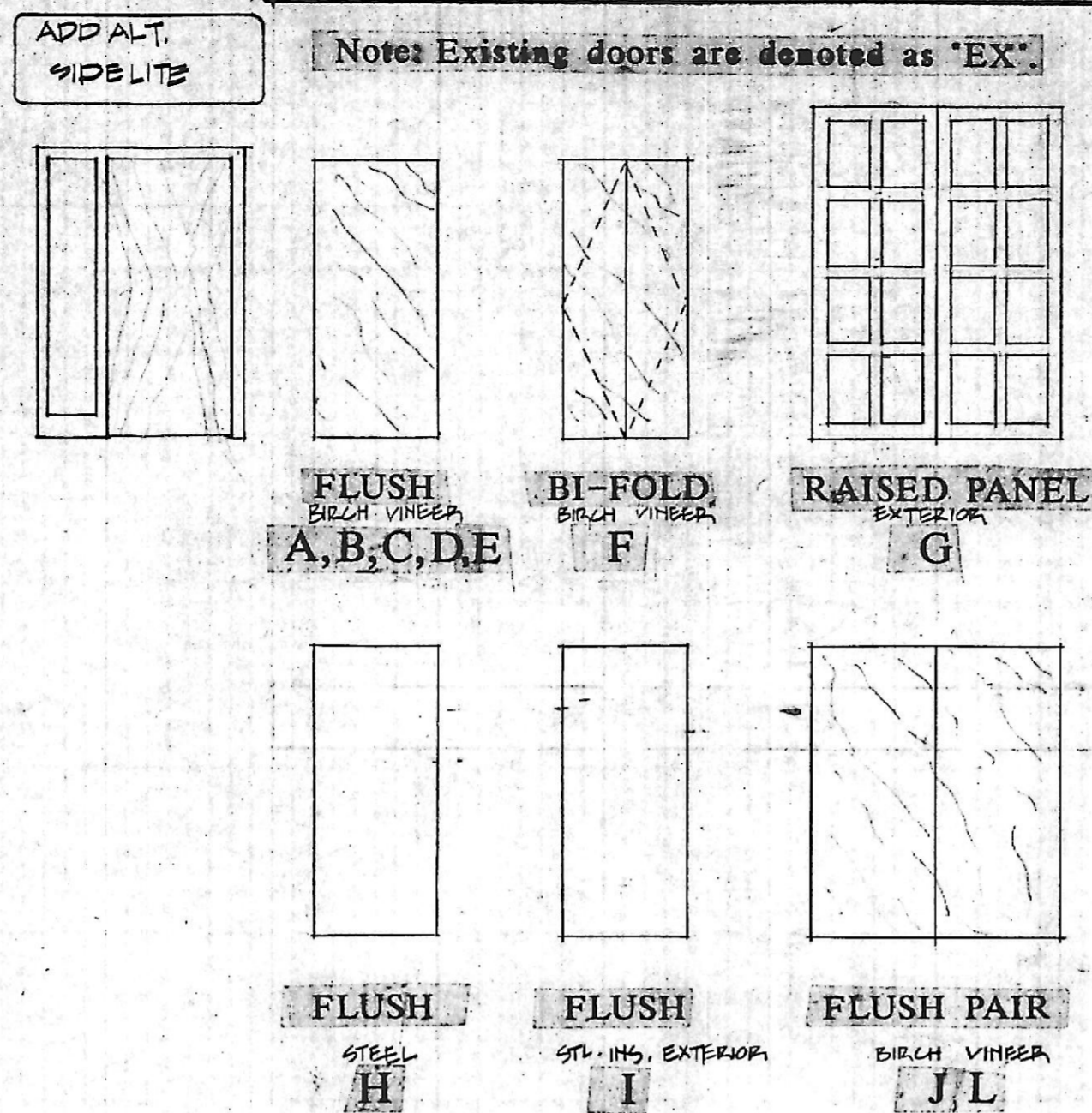


DOOR SCHEDULE

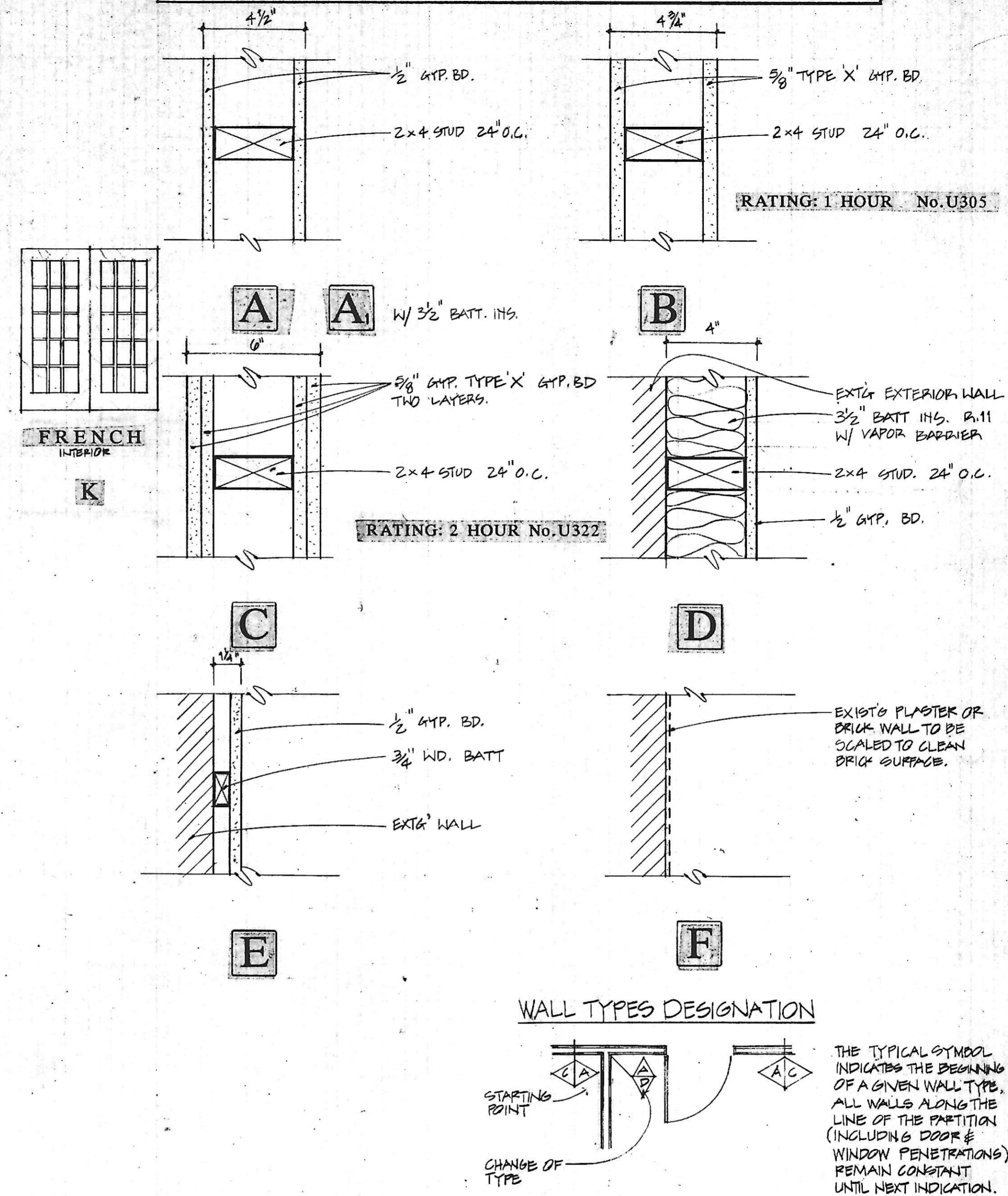
Door Type	UL LABEL	Ht.	Wth.	Th.	Mat. PAINTED	Frame Type	UL LABEL	Mat. PAINTED	Wall Thickness	SEE SPEC Hardware Type
A	-	7'-0"	3'-0"	1 3/4"	H.L. BIRCH	1	-	WD.	4 1/2"	H1
B	B'	"	"	"	S.G. BIRCH	2	B'	STL.	6"	H2
C	C'	"	"	"	"	3	C'	STL.	4 3/4"	H3
D	-	"	"	"	"	4	-	WD.	V.I.F.	H4
E	-	"	2'-8"	"	H.L. BIRCH	5	B'	STL.	12 1/2" V.I.F.	H5
F	-	"	4'-0"	1 3/8"	"	6	-	WD.	10 1/8"	H6
G	B'	8'-0"	2'-0"	1 3/4"	WD. EXT.	7	B'	STL.	10"	H7
H	-	7'-0"	3'-0"	1 3/4"	STL.	8	-	WD.	4 1/2"	H8
I	-	"	"	1 3/4"	STL-INS-EXT.					
J	-	"	3'-0"	1 3/4"	S.G. BIRCH					
K	-	7'-0"	2'-0"	1 3/4"	S.G. BIRCH/SL.					
L	-	8'-0"	2'-0"	1 3/4"	S.G. BIRCH					

FRAME TYPE
DOOR TYPE — ○ — HARDWARE TYPE

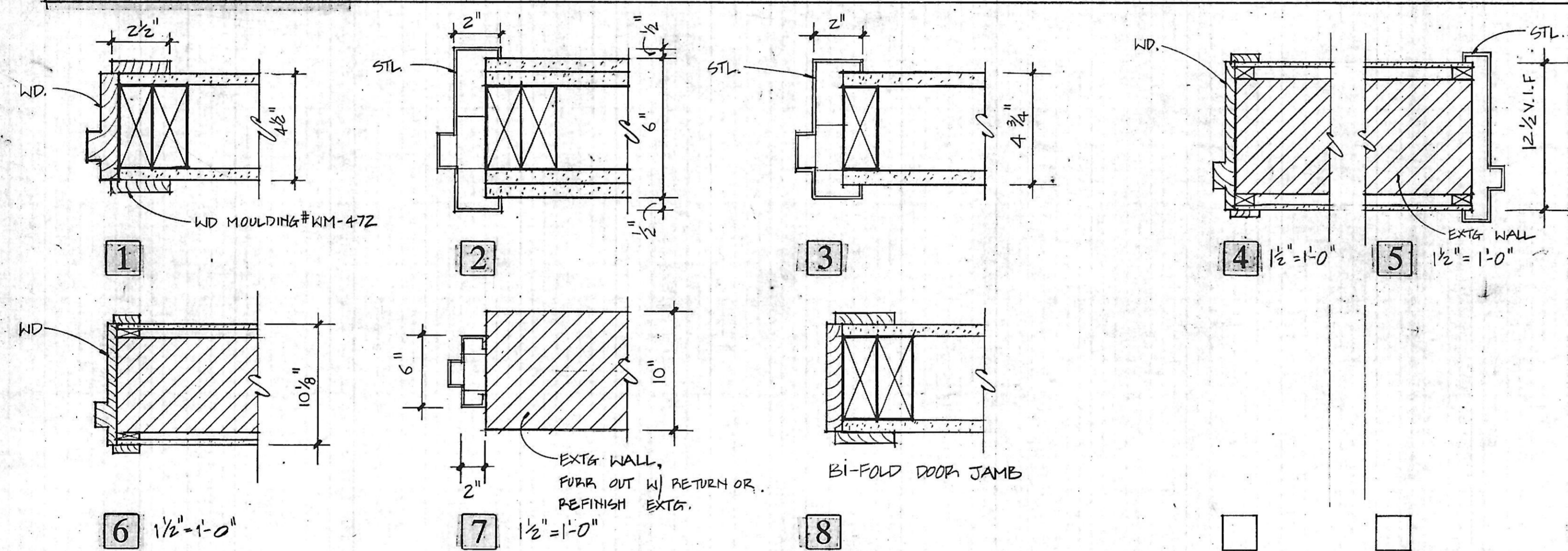
DOOR TYPES



WALL TYPES 3" = 1'-0"



FRAME TYPES 3" = 1'-0" UNLESS OTHERWISE NOTED



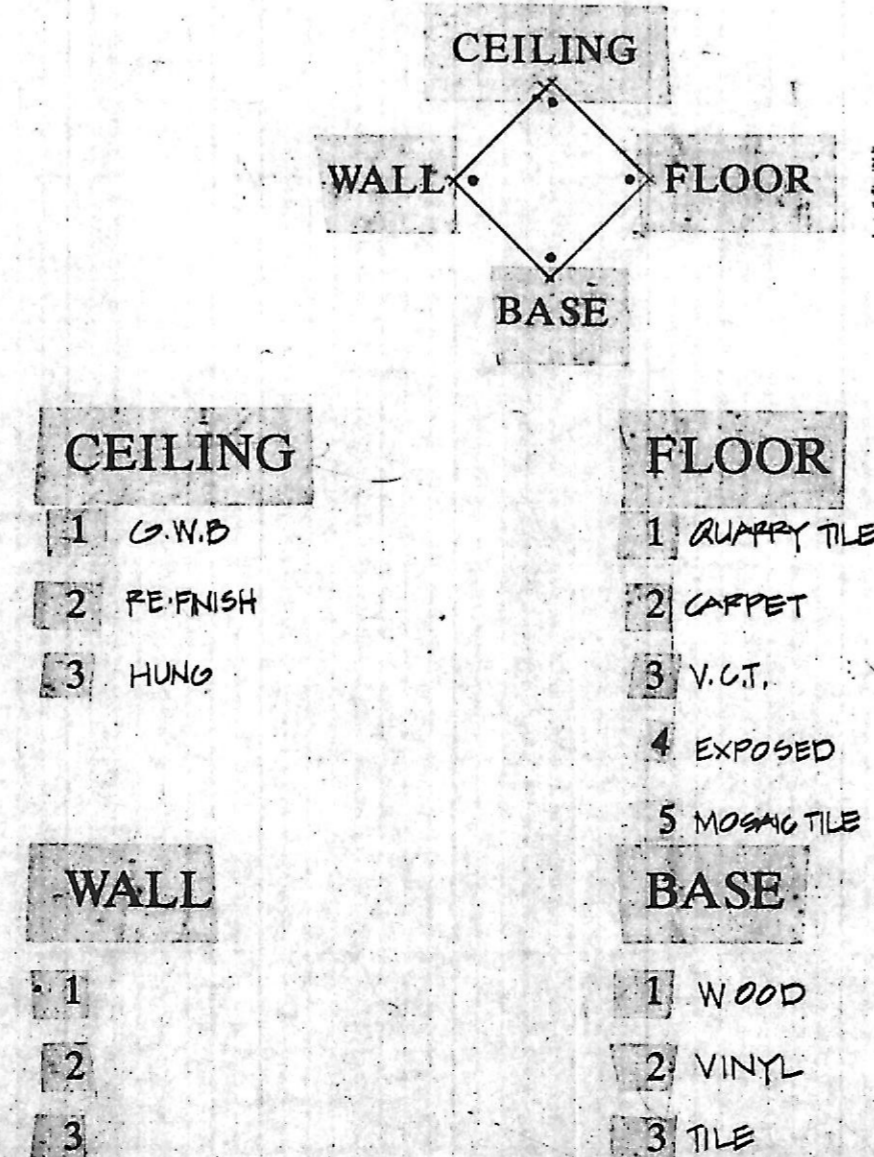
PAINT SCHEDULE

No.	MANUFACTURER	COLOR	CODE No.	FINISH

FLOOR COVERING SCHEDULE

No.	MANUFACTURER	COLOR	CODE No.
1			
2			
3			

FINISH SCHEDULE



WINDOW SCHEDULE

No	Type	Size	Frame Details			Mfg.	Mod #	Finish	Remarks
			Head	Jamb	Sill				
1	B	2'-0" x 3'-0"				POZZI			
2	A	2'-0" x 3'-11"							KITCHENETTE
3	A	2'-8" x 0'-6"							
4	A	2'-8" x 0'-4"							
5	A	2'-0" x 0'-4"							
6	A	2'-6" x 0'-2"							
7	A	1'-8" x 1'-8"							
8	A	2'-8" x 3'-10"							
9	A	1'-8" x 3'-0"							
10	A	4'-10" x 8'-0"							
11	A	2'-0" x 0'-8"							
12									
13									

Cho Wilks & Benn
316 North Charles Street
Baltimore, Maryland 21201
(301) 576-0440
ARCHITECTS

MARYLAND institute

DRAWN BY: KF CHECKED BY:

Schedules/
Wall Types

PROJECT NO.: 1719 SHEET NO.:
SCALE: AS NOTED A-801
DATE: 20 MAY 88
LATEST REV: