

DOOR SCHEDULE

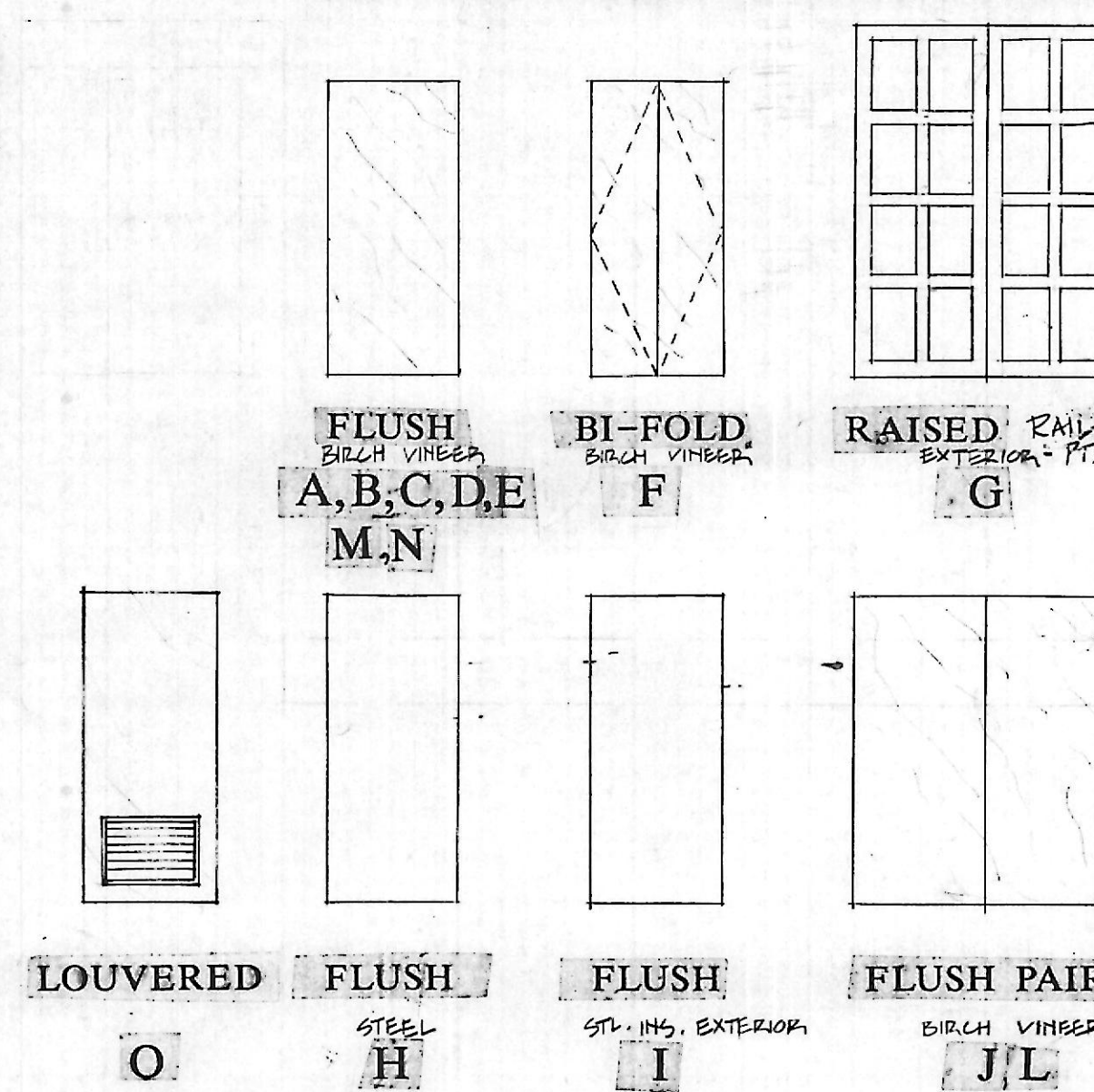
Door Type	UL LABEL	Ht.	Wth.	Th.	Mat. PAINTED	Frame Type	UL LABEL	Mat. PAINTED	Wall Thickness	SEE SPEC Hardware Type
A	-	7'-0"	3'-0"	1 3/4"	H.C. BIRCH	1	-	WD.	4 1/2"	
B	B	8'-0"	"	"	S.C. BIRCH	2	B	STL.	.6"	
C	C	"	"	"	"	3	C	STL.	4 3/4"	
D	-	"	"	"	"	4	-	WD.	V.I.F.	
E	-	"	2'-8"	"	H.C. BIRCH	5	B	STL.	12 1/2" V.I.F.	
F	-	"	4'-0"	1 3/8"	"	6	-	WD.	10' 8"	
G	-	8'-0"	3'-0"	1 3/4"	WD. EXT.	7	B	STL.	10"	
H	B	7'-0"	3'-0"	1 3/4"	STL.	8	-	WD.	4 1/2"	
I	-	"	"	1 3/4"	STL. INTG-EXT					
J	-	"	3'-0"	1 3/8"	S.C. BIRCH					
K	-	7'-0"	3'-0"	1 3/4"	COND. FR. / GL.					
L	-	8'-0"	2'-0"	1 3/4"	S.C. BIRCH					
M	-	7'-0"	2'-4"	1 3/8"	H.C. BIRCH					
N	-	2'-0"	2'-0"	1 3/8"	H.C. BIRCH					
O	-	7'-0"	3'-0"	1 3/4"	S.C. BIRCH					

FRAME TYPE

DOOR TYPE → ○ ○ ○ ← HARDWARE TYPE

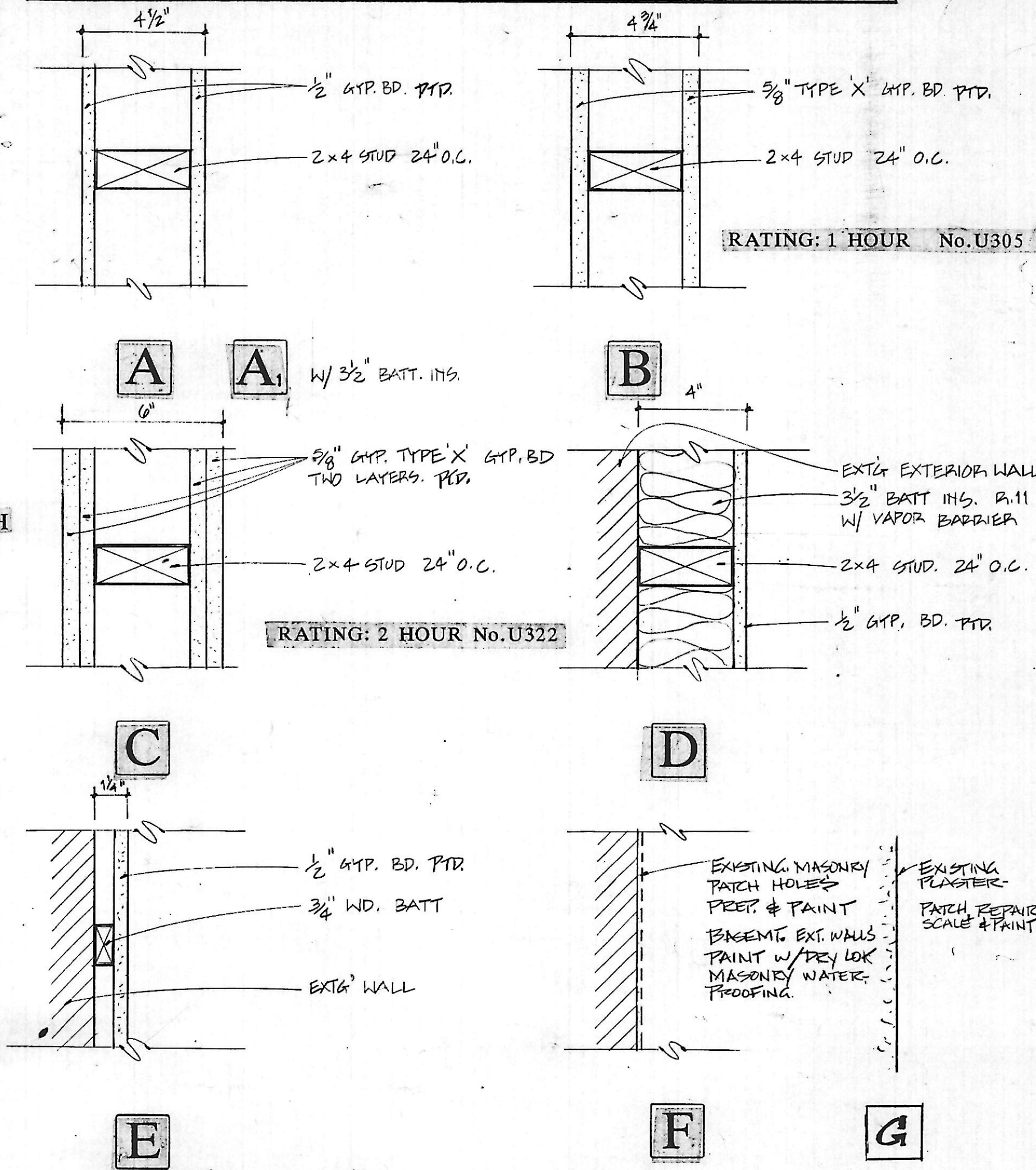
DOOR TYPES

Note: Existing doors are denoted as 'EX'.



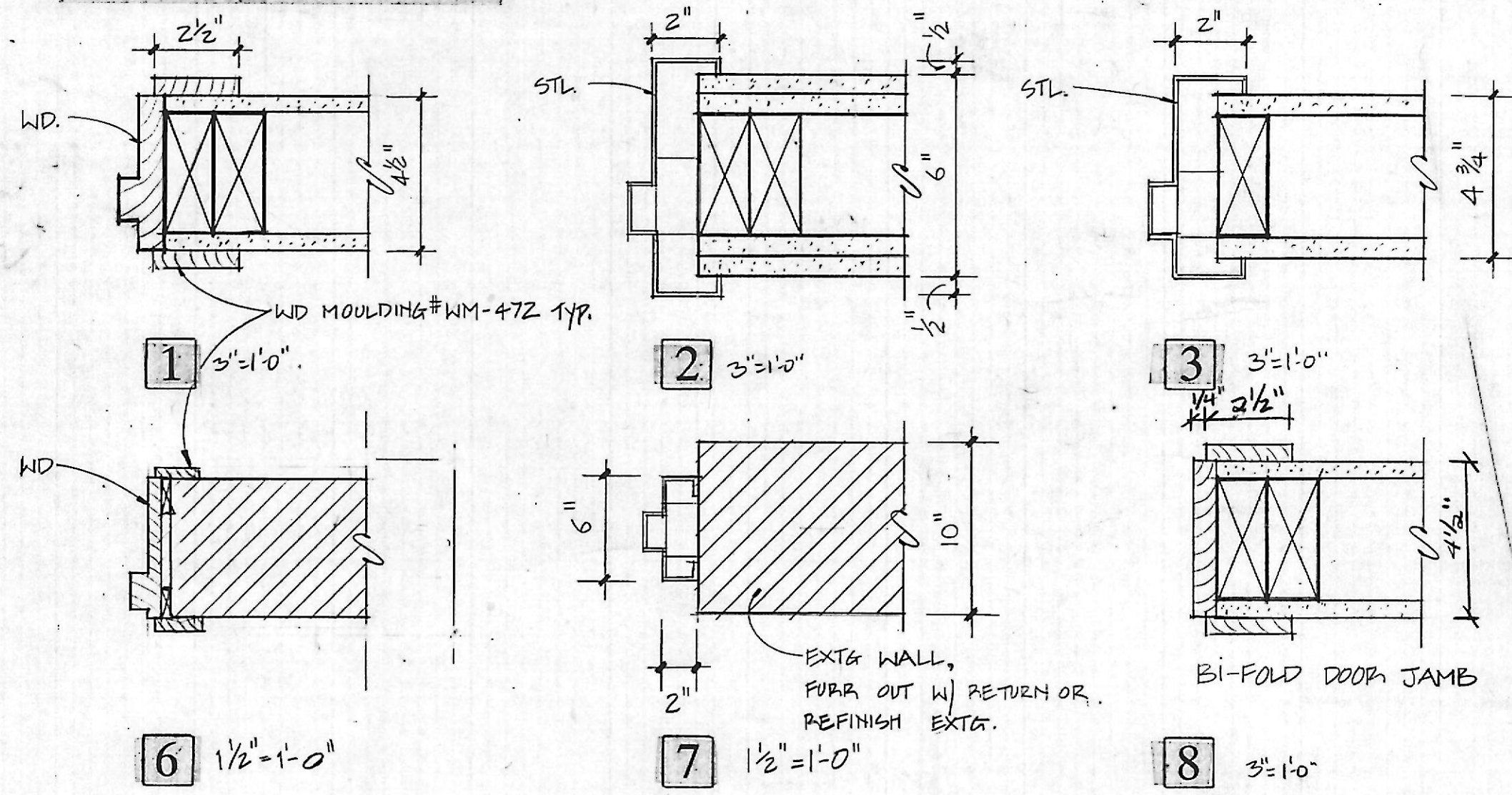
WALL TYPES

3" = 1'-0"

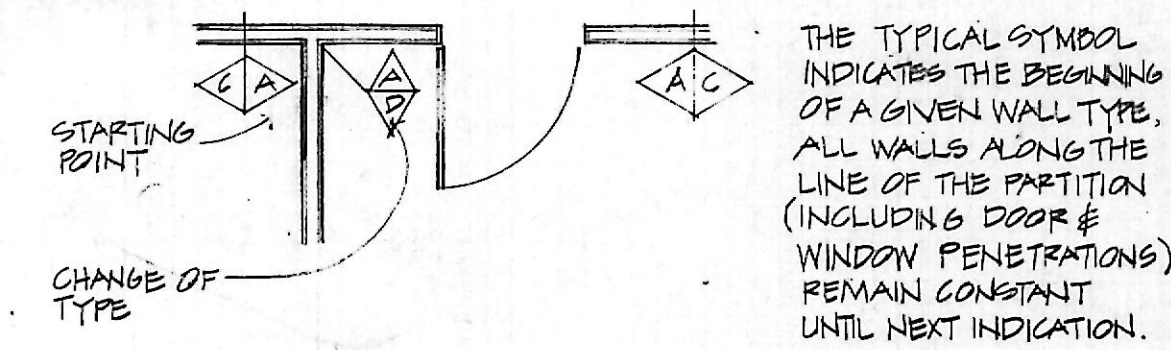


FRAME TYPES

3" = 1'-0" UNLESS OTHERWISE NOTED



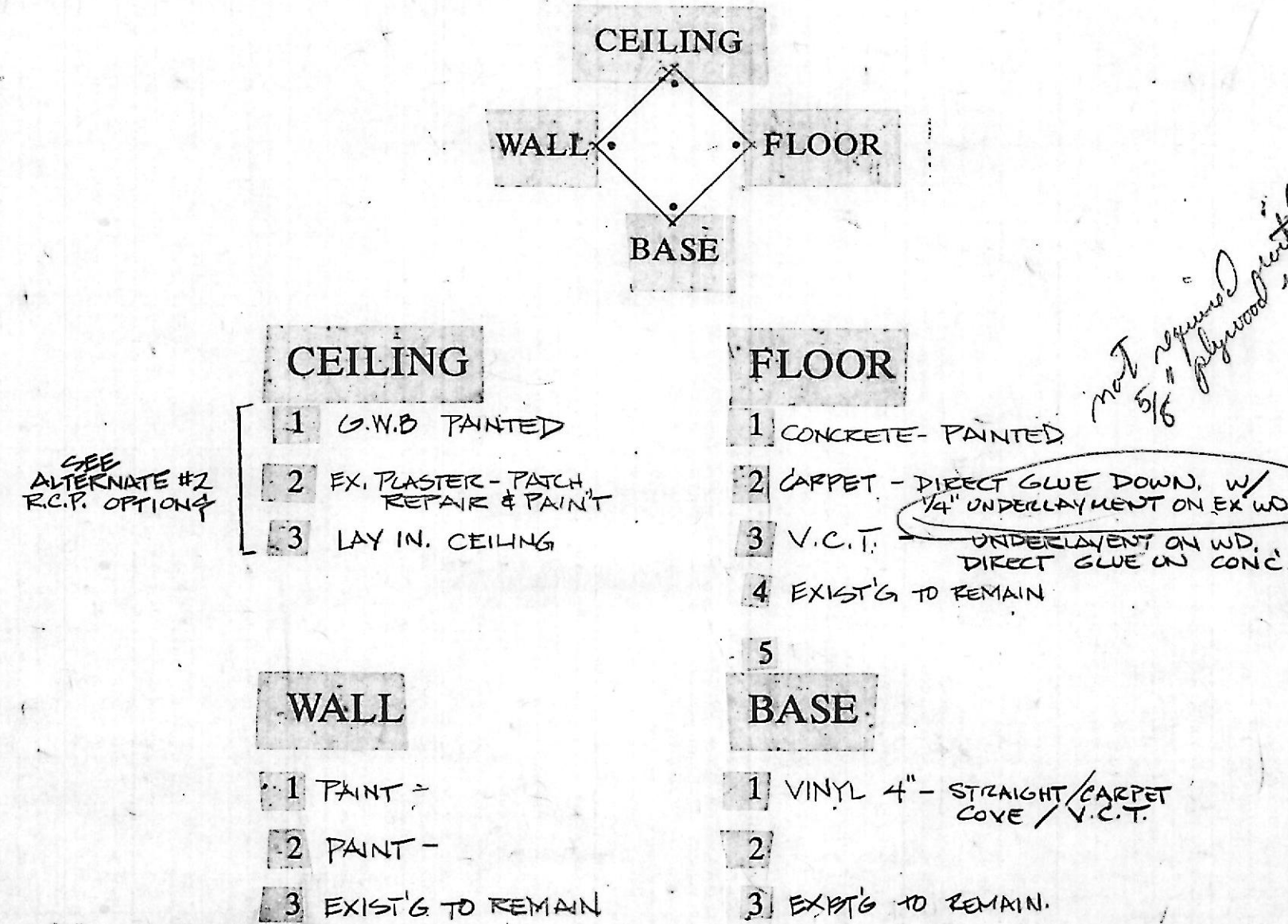
WALL TYPES DESIGNATION



PAINT SCHEDULE

No.	LOCATION	MFG.	COLOR	CODE No.	FINISH
1	CEILINGS - G.W.B.		CEILINK WHITE		FLAT
2	WALLS - OFFICE & HALLWAY	DURON.	ICE WHITE		FLAT
3	BATH RM, KITCHEN, EQ. RM	"	"		SEMI GLOSS
4	TRIM - FRAMES	"	"		SEMI GLOSS

FINISH SCHEDULE



WINDOW SCHEDULE

No	Type	Size	Frame Details			Mfg.	Mod #	Finish	Remarks
			Head	Jamb	Sill				
OMIT									
2	A	2'-6" x 8'-11"						PTD WHITE KITCHENETTE	
3	A	2'-8" x 6'-6"						"	
4	A	2'-8" x 6'-4"						"	
5	A	3'-0" x 6'-4"				SEE A-702	SEE SPEC	"	
6	A	2'-8" x 6'-2"				# FLE. PLANS		"	
7	A	1'-11" x 1'-8"						FIXED GLAZING	
8	A	2'-8" x 5'-10"						"	
9	A	1'-8" x 5'-0"						"	
10	A	3'-0" x 6'-6"						"	
11									
12									
13									

NOTE: MATCH EXISTING FRAME & SASH TO MEET HISTORIC REPLICATION W/ THE ADDITION OF THE FRAME GLAZING.

FLOOR COVERING SCHEDULE

No.	MANUFACTURER	COLOR	CODE No.
1			
2	SEE SPECIFICATION		
3			

Cho Wilks & Benn
316 North Charles Street
Baltimore, Maryland 21201
(301) 576-0440
ARCHITECTS

MARYLAND institute

DRAWN BY: KF CHECKED BY:

Schedules / Wall Types

Contract Dwg.

PROJECT NO. 1119 SHEET NO.:

SCALE AS NOTED A-801

DATE:

8-11-89

LATEST REV:

8-11-89