


City of Houston Texas

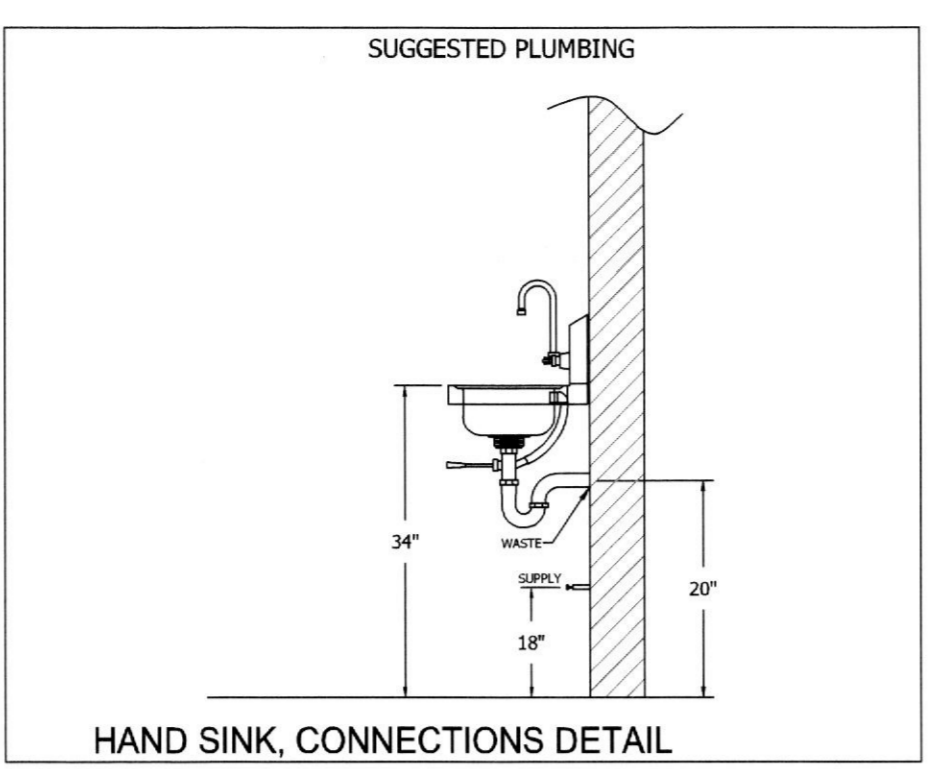
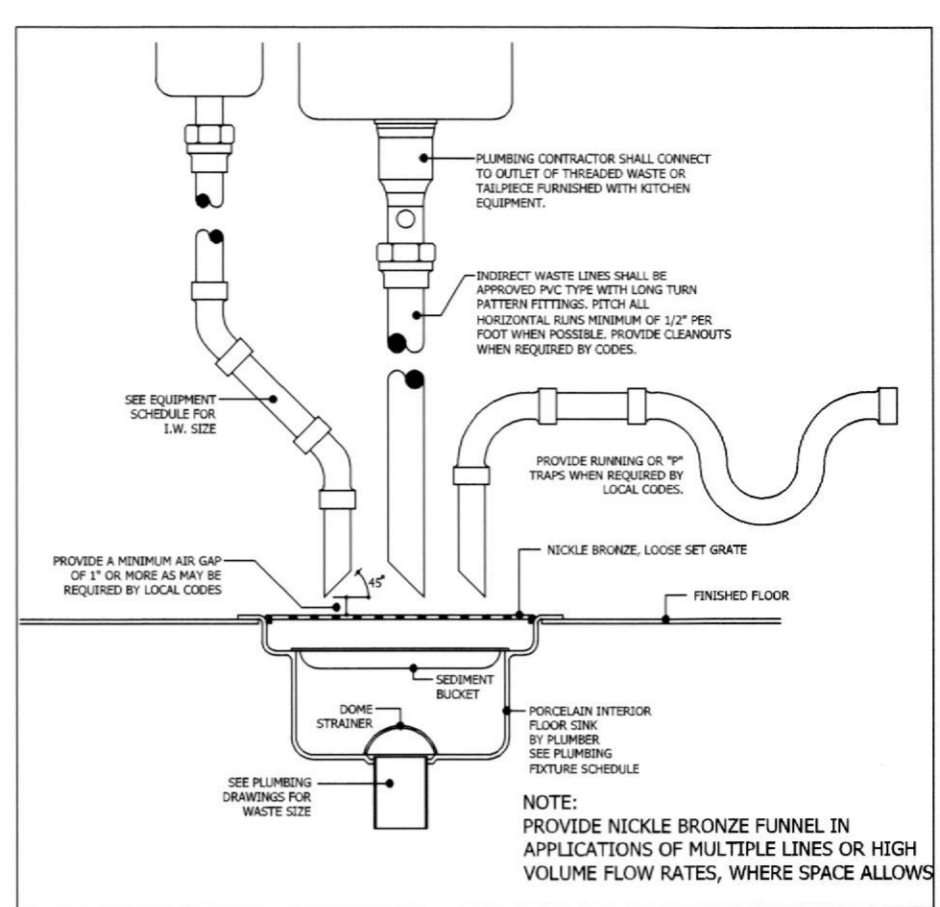


18076069
REVIEWED FOR COMPLIANCE

Performance of this review does not relieve the applicant from full responsibility to comply with all applicable codes, ordinances and regulations 10/29/18

JOHNSON-LANCASTER AND ASSOCIATES, INC.
 FOOD SERVICE EQUIPMENT SPECIALIST
 13031 US Highway 19 N Clearwater, FL 33764 (727) 798-5622

| PLUMBING LEGEND | |
|-----------------|--------------------------|
| SYMBOLS | ABBREVIATIONS |
| ● | HW HOT WATER |
| ○ | CW COLD WATER |
| ○ | FD DRAIN |
| ■ | AFF ABOVE FINISHED FLOOR |
| ○ | FD FLOOR DRAIN |
| ⊕ | FS FLOOR SINK |
| ⊕ | FT FLOOR TROUGH |
| --- | DN DOWN FROM ABOVE |
| ⊕ | W WASTE |
| ○ | P PLUMBING |

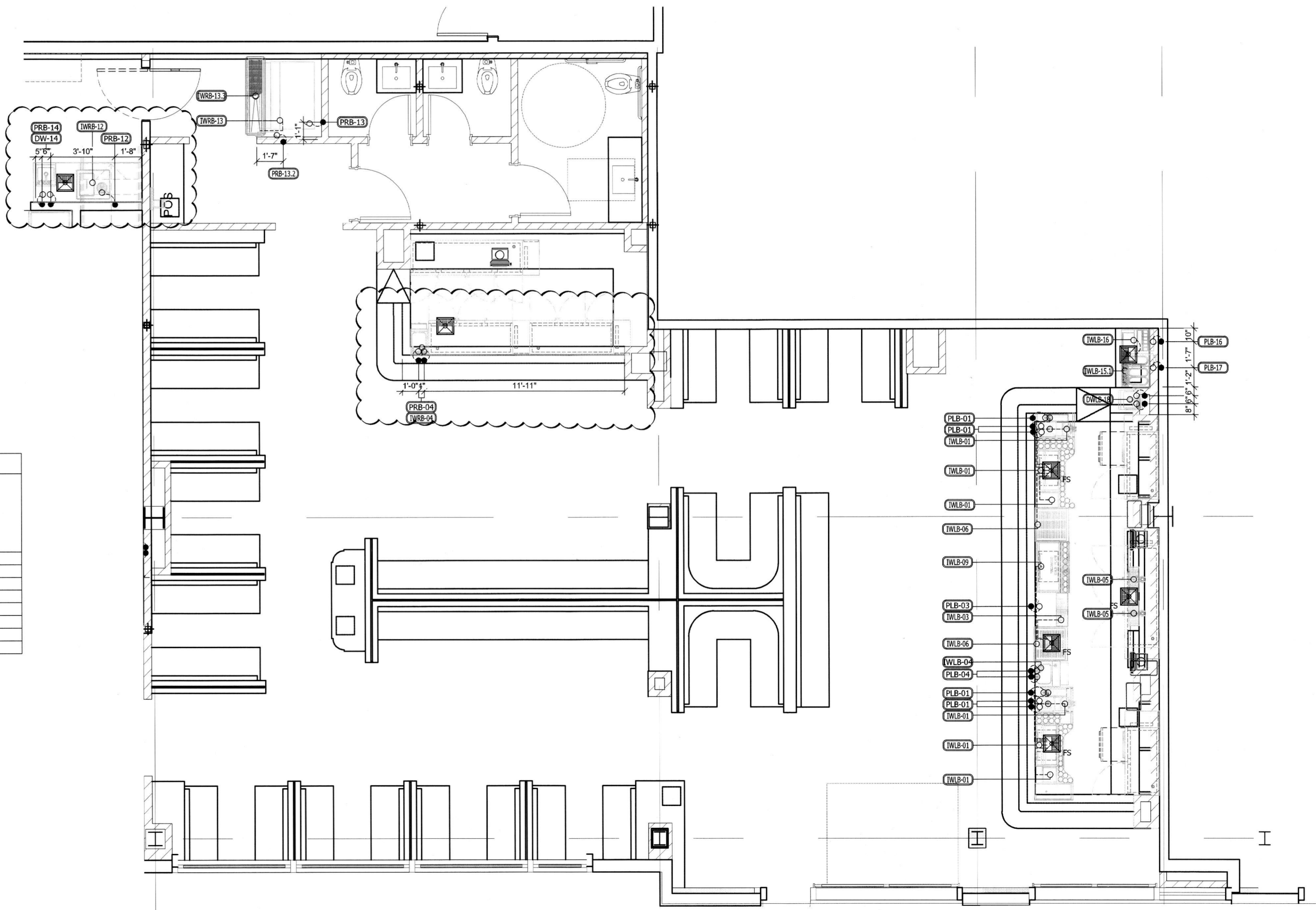


- PLUMBING NOTES**
- PLUMBING ENGINEER IS RESPONSIBLE FOR SPECIFYING CONVENIENCE AND FLOOR DRAIN LOCATION AND SIZING AS REQUIRED BY LOCAL CODES AND REGULATIONS.
 - SEE EQUIPMENT PLAN AND SCHEDULE FOR ADDITIONAL INFORMATION.
 - P.C. TO PROVIDE ALL ROUGH-IN AND FINAL CONNECTIONS TO ALL EQUIPMENT SHOWN HEREIN.
 - SOLID DOT REPRESENTS ROUGH-IN LOCATION. (FURNISHED BY P.C.)
 DOTTED LINE REPRESENTS FINAL CONNECTION. (FURNISHED BY P.C.)
 CIRCLE REPRESENTS CONNECTION TO EQUIPMENT. (FURNISHED BY P.C.)
 - PLUMBING CONTRACTOR (P.C.) TO KEEP ALL PLUMBING LINES CLEAR OF WALLBACKING AREAS.
 - P.C. TO PROVIDE AND INSTALL REGULATORS AS REQUIRED.
 - P.C. TO VERIFY PLUMBING REQUIREMENTS AND LOCATIONS FOR EQUIPMENT SUPPLIED BY OTHERS.

FLOOR SINK DETAIL

HAND SINK, CONNECTIONS DETAIL

| PLUMBING EQUIPMENT ROUGH-IN SCHEDULE | | | | | | | | | | |
|--------------------------------------|-----|------------------------------|----------------------|---------------------|---------------------|--------------------|------------------------|-----------------------|-----------------------|------------------|
| ITEM NO | QTY | EQUIPMENT CATEGORY | COLD WATER SIZE (IN) | COLD WATER AFF (IN) | HOT WATER SIZE (IN) | HOT WATER AFF (IN) | DIRECT DRAIN SIZE (IN) | DIRECT DRAIN AFF (IN) | FLOOR DRAIN SIZE (IN) | PLUMBING REMARKS |
| RB-04 | 1 | UNDERBAR HANDSINK | 3/8 | 12 | 3/8 | 12 | | | 1/2 | |
| RB-05 | 1 | UNDERBAR COCKTAIL ICE CHEST | | | | | | | 1 | |
| RB-12 | 1 | DROP-IN, WATER & ICE STATION | 1/2 | 18 | | | | | | |
| RB-13 | 1 | ICE MAKER | 1/2 | 72 | | | | | | |
| RB-13.1 | 1 | ICE BIN | | | | | | | 1 | |
| RB-13.2 | 1 | WATER FILTER SYSTEM | 3/8 | 72 | | | | | | |
| RB-13.3 | 1 | FLOOR TROUGH | | | | | 3 | 0 | | |
| RB-14 | 1 | HAND SINK | 1/2 | 12 | 1/2 | 12 | 1/2 | 20 | | |



1 LOSH BAR PLUMBING ROUGH-IN PLAN & SCHEDULE Scale: 1/4" = 1' 0"

HEALTH

| REVISIONS | | |
|-----------|----------|--------------------------------|
| NUMBER | DATE | DESCRIPTION |
| 1 | 10/19/18 | PER HEALTH DEPARTMENT COMMENTS |
| 2 | 10/24/18 | PER HEALTH DEPARTMENT COMMENTS |

PROJECT TITLE: **OUZO RESTAURANT & LOCH BAR HOUSTON, TEXAS**

DATE: 06/28/2017
 SCALE: 1/4" = 1'-0"
 DRAWN BY: JR
 DESIGNED BY: JR
 PAPER SIZE: 24x36
 PLUMBING PLAN AND SCHEDULE
 SHEET: FS-4.1