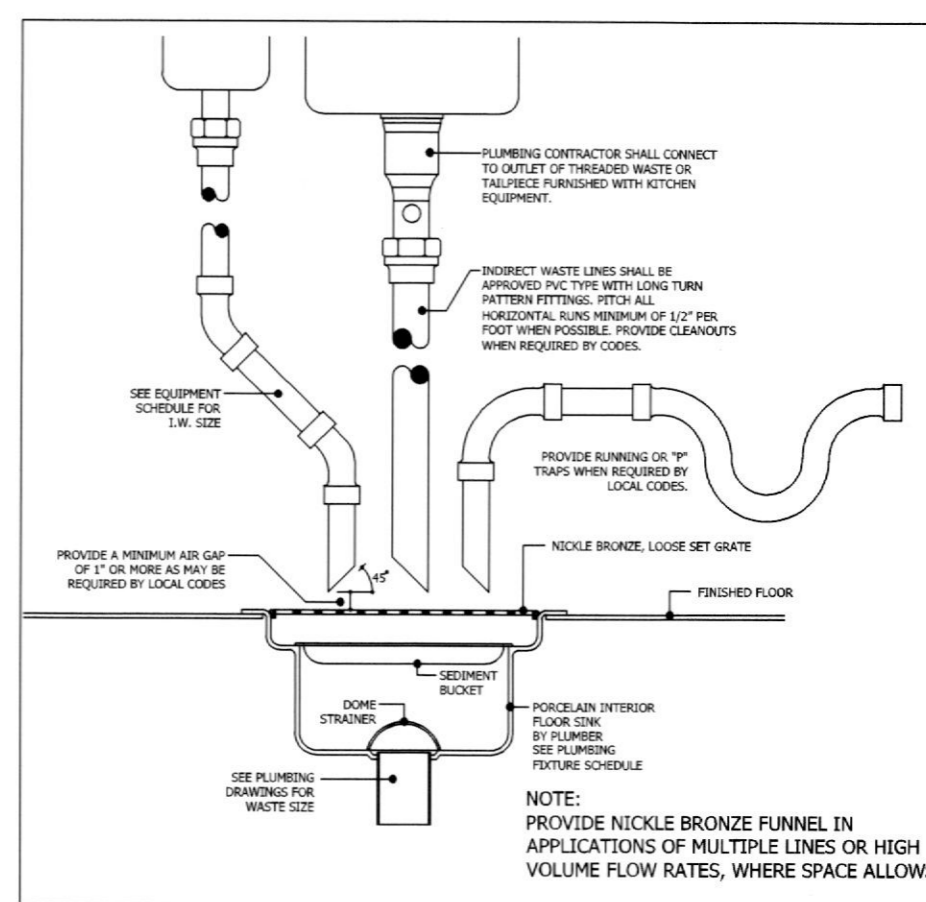
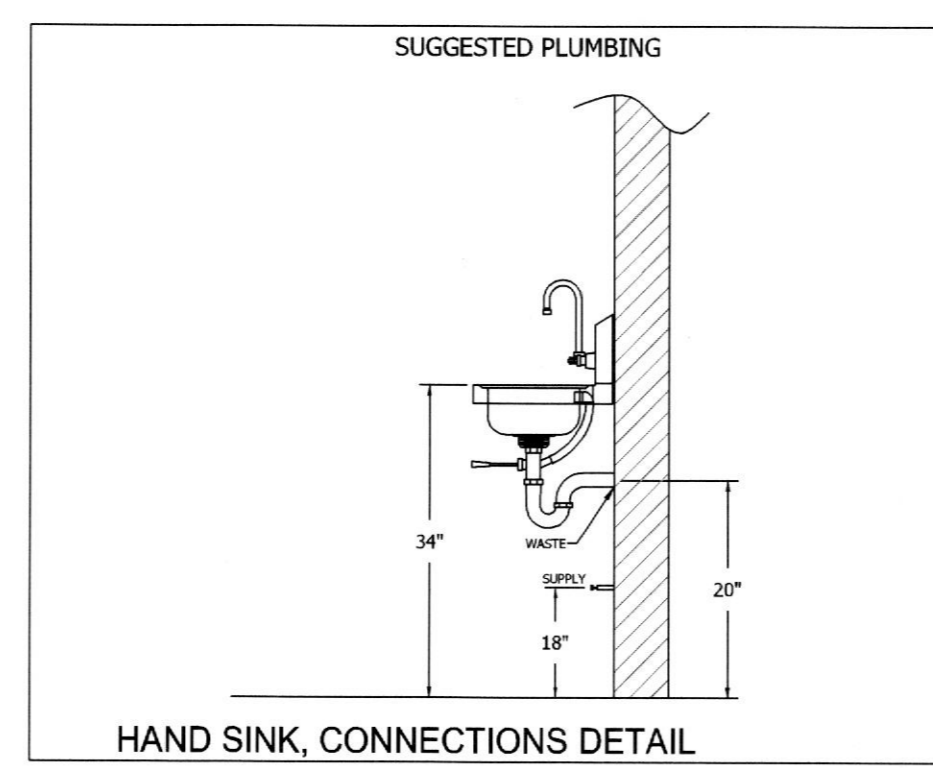


PLUMBING LEGEND		
SYMBOLS	ABBREVIATIONS	
●	HW	HOT WATER
○	CW	COLD WATER
○	FD	DRAIN
○	AFF	ABOVE FINISHED FLOOR
○	FD	FLOOR DRAIN
○	FS	FLOOR SINK
○	FT	FLOOR TROUGH
○	DN	DOWN FROM ABOVE
○	W	WASTE
○	P	PLUMBING

- PLUMBING NOTES**
- PLUMBING ENGINEER IS RESPONSIBLE FOR SPECIFYING CONVENIENCE AND FLOOR DRAIN LOCATION AND SIZING AS REQUIRED BY LOCAL CODES AND REGULATIONS.
 - SEE EQUIPMENT PLAN AND SCHEDULE FOR ADDITIONAL INFORMATION.
 - P.C. TO PROVIDE ALL ROUGH-IN AND FINAL CONNECTIONS TO ALL EQUIPMENT SHOWN HEREIN.
 - SOLID DOT REPRESENTS ROUGH-IN LOCATION. (FURNISHED BY P.C.)
 DOTTED LINE REPRESENTS FINAL CONNECTION. (FURNISHED BY P.C.)
 CIRCLE REPRESENTS CONNECTION TO EQUIPMENT. (FURNISHED BY P.C.)
 - PLUMBING CONTRACTOR (P.C.) TO KEEP ALL PLUMBING LINES CLEAR OF WALLBACKING AREAS.
 - P.C. TO PROVIDE AND INSTALL REGULATORS AS REQUIRED.
 - P.C. TO VERIFY PLUMBING REQUIREMENTS AND LOCATIONS FOR EQUIPMENT SUPPLIED BY OTHERS.

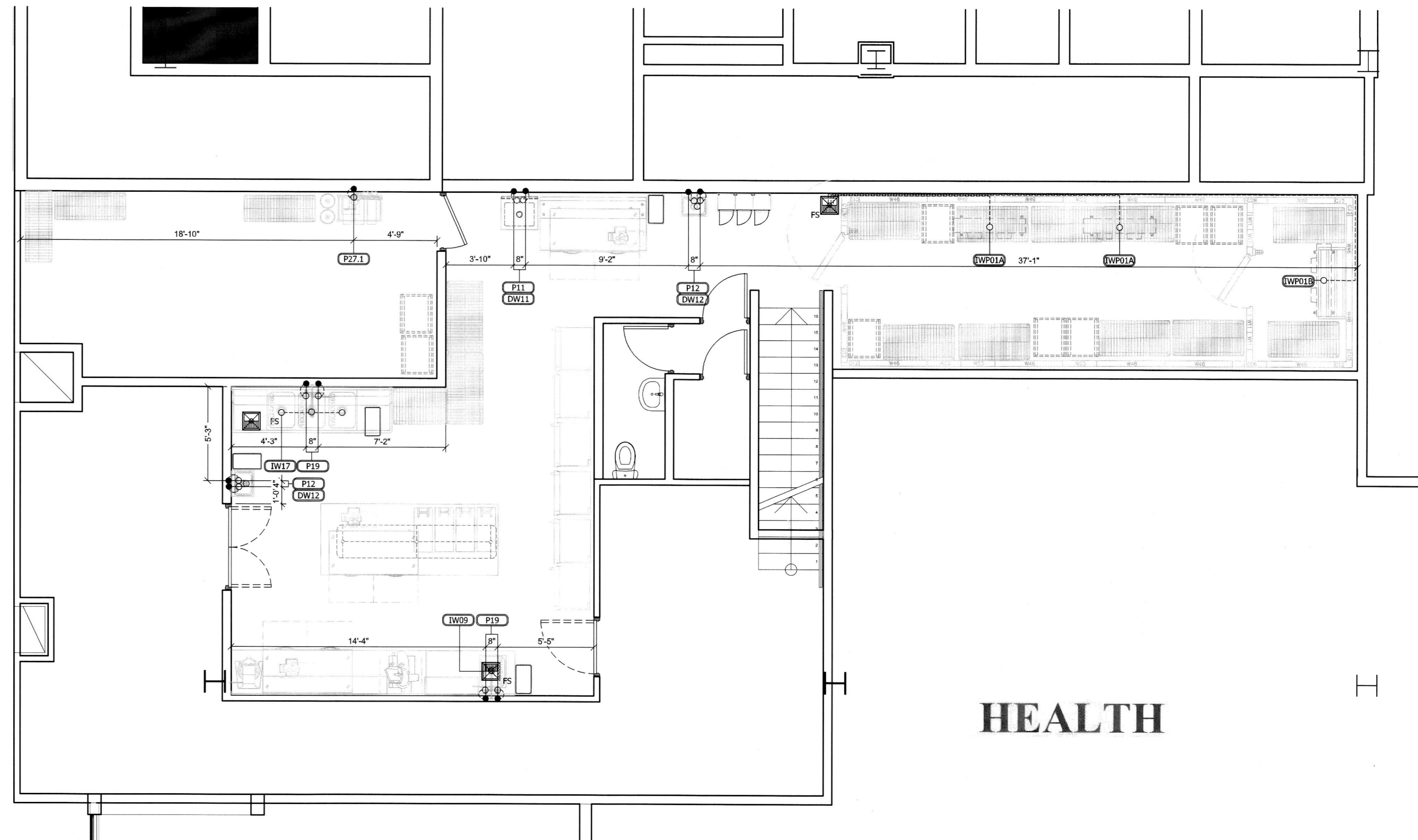
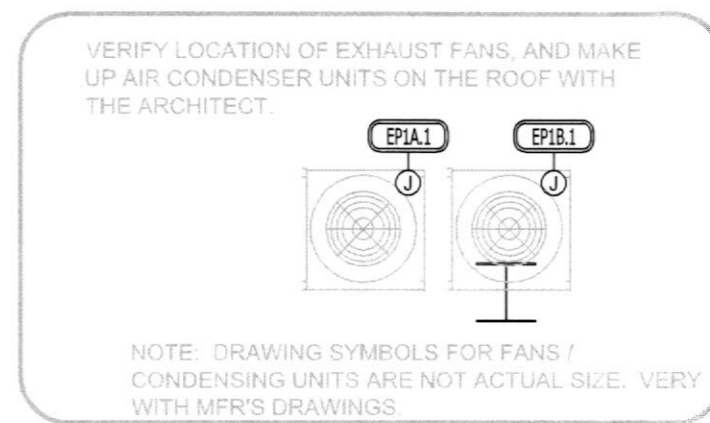


FLOOR SINK DETAIL



HAND SINK, CONNECTIONS DETAIL

PLUMBING EQUIPMENT ROUGH-IN SCHEDULE										
ITEM NO	QTY	EQUIPMENT CATEGORY	COLD WATER SIZE (IN)	COLD WATER AFF (IN)	HOT WATER SIZE (IN)	HOT WATER AFF (IN)	DIRECT DRAIN SIZE (IN)	DIRECT DRAIN AFF (IN)	INDIR DRAIN SIZE (IN)	PLUMBING REMARKS
P1A	2	WALK-IN COOLER EVAPORATOR							1	
P1B	1	WALK-IN FREEZER EVAPORATOR							1	
P09	1	TABLE, PREP W/ SINK							1-1/2	
P11	1	MOP SINK STORAGE CABINET	1/2	36	1/2	36	2	0		
P12	2	HAND SINK, WALL MOUNT	1/2	12	1/2	12	1 1/2	20		
P17	1	SINK, SCULLERY, 3 COMPARTMENTS							(3)1-1/2	
P19	2	FAUCET, WALL MOUNT, WITH PRE-RINSE	1/2	12	1/2	12				
P27.1	1	FILTER SYSTEM	3/4	60						



1 MEZZANINE PLUMBING ROUGH-IN PLAN & SCHEDULE

Scale: 1/4" = 1' 0"

City of Houston Texas

18076069

REVIEWED FOR COMPLIANCE

Performance of this review does not relieve the applicant from full responsibility to comply with all applicable codes, ordinances and regulations 10/29/18

JOHNSON-LANCASTER AND ASSOCIATES, INC.

FOOD SERVICE EQUIPMENT SPECIALIST

18031 US Highway 19 N Clearwater, FL 33764 (727) 796-5622

NUMBER	DATE	REVISIONS	
		DESCRIPTION	COMMENTS
1	10/19/18	PER HEALTH DEPARTMENT	COMMENTS
2	10/24/18	PER HEALTH DEPARTMENT	COMMENTS

OUZO RESTAURANT & LOCH BAR
HOUSTON, TEXAS

PROJECT TITLE:

DATE: 06/28/2017

SCALE: 1/4" = 1'-0"

DRAWN BY: JR

DESIGNED BY: JR

PAPER SIZE: 24x36

PLUMBING PLAN AND SCHEDULE

SHEET: FS-4.2