ISSUED FOR CONSTRUCTION 9/24/13

ARCHITECTURAL SYMBOLS

SECTION (20 / A1)
ELEVATION (20 / A1)
DETAIL (20 / A1)

NOTE:
TOP NUMBER/LETTER DESIGNATES GRID COORDINATES ON DRAWING;
BOTTOM LETTER/ NUMBER DESIGNATES SHEET ON WHICH DETAIL IS SHOWN

EXIST DOOR TO BE REMOVED
EXIST DOOR TO REMAIN
NEW DOOR AND FRAME, REFER TO DOOR AND FRAME SCHED

EXIST WALL TO BE REMOVED
EXIST WALL TO REMAIN
NEW WALL

NOTE:
THERE ARE NO EXAM ROOMS IN THIS AREA THAT USE INHALATION ANESTHETICS

W12 WALL TYPE, REFER TO WALL TYPE SCHEDULE ON SHEET A2
101 DOOR & FRAME SYMBOL, REFER TO DOOR & FRAME SCHEDULE ON SHEET A4
D DEMOLITION NOTES, REFER TO SHEET A4
20 CONSTRUCTION NOTES, REFER TO SHEET A3
H.M., ALUM, AND OH DOOR FRAME TYPES, REFER TO SHEET A4
4 WINDOW TYPE, REFER TO SHEET A4
1 REVISION NUMBER

Lifeline Vascular Access SM

TENANT RENOVATIONS FOR:
Access Center
1733 Eastchester Road
Bronx, NY 10461

DRAWING INDEX:

T-100.00 TITLE SHEET

A-101.00 FLOOR PLAN & ROOM FINISH SCHEDULE
A-102.00 DIMENSION PLAN AND WALL SCHEDULE
A-103.00 NOTED FLOOR PLAN / CONSTRUCITON NOTES
A-104.00 CLG & DEMO PLANS, DOOR/FRAME SCHEDULE
A-105.00 INTERIOR ELEVATIONS AND DETAILS
A-106.00 MED GAS

M/P-101.00 FLOOR PLAN-DEMOLITION (HVAC/PIPING)
M-102.00 FLOOR PLAN-NEW WORK (HVAC)
M-103.00 FLOOR PLAN-NEW WORK (EXHAUST)
M-104.00 DETAILS
M-105.00 SCHEDULES
P-101.00 FLOOR PLAN-NEW WORK (PIPING)
P-102.00 FLOOR PLAN-NEW WORK (PLUMBING)
P-103.00 RISER DIAGRAMS
M/P-109.00 MECHANICAL OUTLINE SPECIFICATIONS

E-101.00 FLOOR PLAN - LIGHTING & SCHEDULES
E-102.00 FLOOR PLAN - POWER & SCHEDULES
E-103.00 POWER RISER DIAGRAMS AND SCHEDULES
E-104.00 NOTES, SYMBOLS, DETAILS AND SCHEMATIC
E-105.00 ELECTRICAL SPECIFICATIONS

ARCHITECTURAL
InSync ARCHITECURAL DESIGNS, INC.
1213 OLD FYLESVILLE ROAD
WHITEFORD, MARYLAND 21160
410-452-8008 FAX 410-452-8046

Richard J. Stern, P.E.
Mechanical • Electrical
2741 Furnace Road
Felton, PA 17322
Phone: 717-891-6026

ISSUED FOR BUILDING PERMIT

EXISTING SITE PLAN SCALE: NTS



EXISTING TWO STORY - MULTI-TENANT BUILDING

CODE ANALYSIS

CODES:
BUILDING: 1968 CITY OF NEW YORK BUILDING CODE
MECHANCIAL; 2008 CITY OF NEW YORK MECHANICAL CODE
PLUMBING; 2008 CITY OF NEW YORK PLUMBING CODE
ELECTRICAL; 2008 CITY OF NEW YOUR ELECTRICAL CODE
FIRE PROTECTION; NFPA 13
HANDICAPPED ACCESS; ANSI 117.1

	EXISTING BLDG	PROPOSED RENOVATIONS
OCCUPANCY CLASSIFICATION	B - BUSINESS	UNCHANGED
TYPE OF CONSTRUCTION	2B (UN PROTECTED)	UNCHANGED
NUMBER OF FLOORS	TWO	UNCHANGED
SPRINKLER SYSTEM	YES	YES
RENOVATED TENANT SPACE - 100 SERIES ROOMS		5165
OCCUPANT LOAD (B OCCUPANCY CLASSIFICATION @ 100 PER OCCUPANT)		52
NUMBER OF EXITS REQUIRED		TWO
NUMBER OF EXITS PROVIDED		TWO
RENOVATED TENANT SPACE - 200 SERIES ROOMS		735
OCCUPANT LOAD (B OCCUPANCY CLASSIFICATION @ 100 PER OCCUPANT)		8
NUMBER OF EXITS REQUIRED		ONE
NUMBER OF EXITS PROVIDED		ONE

NOTE;
THE 2009 IBC AND CURRENT NEC HAVE ALSO BEEN USED AS CODE REFERENCES IN THE PREPARATION OF THESE DOCUMENTS

PROJECT INFO

THE FOLLOWING INFORMATION ABOUT THE ACTIVITIES IN THIS FACILITY HAVE BEEN PROVIDED BY THE OWNER OPERATING THIS FACILITY AND HAS BEEN UTILIZED IN THE DESIGN AS INDICATED ON THESE DOCUMENTS;

THE PROPOSED RENOVATIONS IS FOR A PROFESSIONAL CORPORATION OF NEPHROLOGISTS. THEIR PATIENTS ARE AFFLICTED WITH END-STAGE RENAL DISEASE AND, THEREFORE, ARE DEPENDENT UPON DIALYSIS THREE TIMES PER WEEK TO SUSTAIN LIFE. ONE OF THE CRITICAL ELEMENTS OF SUCCESSFUL DIALYSIS IS A PROPERLY FUNCTIONING ACCESS. THESE PROPOSED RENOVATIONS ARE INTENDED TO EXPAND NEPHROLOGY SERVICES TO MEET THE SPECIAL NEEDS OF THESE PATIENTS. AT THIS SITE, INTERVENTIONAL ACCESS PROCEDURES WILL BE PERFORMED ON THESE PATIENTS TO REPAIR AND MAINTAIN THE DIALYSIS ACCESS. THESE PROCEDURES CONSIST OF CATHETER INSERTIONS OR ANGIOGRAPHIC DECLOTTING PROCEDURES. DURING THESE PROCEDURES THE PATIENT MAY BE GIVEN CONSCIOUS SEDATION TO MINIMIZE ANY POTENTIAL DISCOMFORT THEY MAY FEEL. THE PROCEDURE LASTS BETWEEN THIRTY AND FORTY-FIVE MINUTES. THIS SITE WILL HAVE A PHYSICIAN AND SUPPORT STAFF OF 4 TO 5 PEOPLE FOR EACH OF THE PROCEDURE ROOMS. IT IS ANTICIPATE THAT FIVE TO EIGHT PROCEDURES WILL BE PERFORMED PER DAY PER ROOM. THIS FACILITY, AT FULL CAPACITY, WILL HAVE A PATIENT WAITING FOR THEIR SCHEDULED PROCEDURE, A PATIENT IN THE PROCEDURE ROOM, WHO MAY RECEIVE CONSCIOUS SEDATION, AND A PATIENT IN A RECOVERY AREA. AT NO TIME WILL THIS FACILITY HAVE FOUR OR MORE PATIENTS WHO MAY BE IN A CONDITION THAT WOULD HAMPER THEIR ABILITY FOR UNASSISTED SELF-PRESERVATION (LESS THAN FOUR PER NFPA REQUIREMENTS). NO DIALYSES IS PERFORMED AT THIS FACILITY. UPON COMPLETION OF THE PROCEDURE, THE PATIENTS WILL RETURN TO THEIR DIALYSIS CENTER FOR THEIR SCHEDULED TREATMENT.

EGRESS PLAN

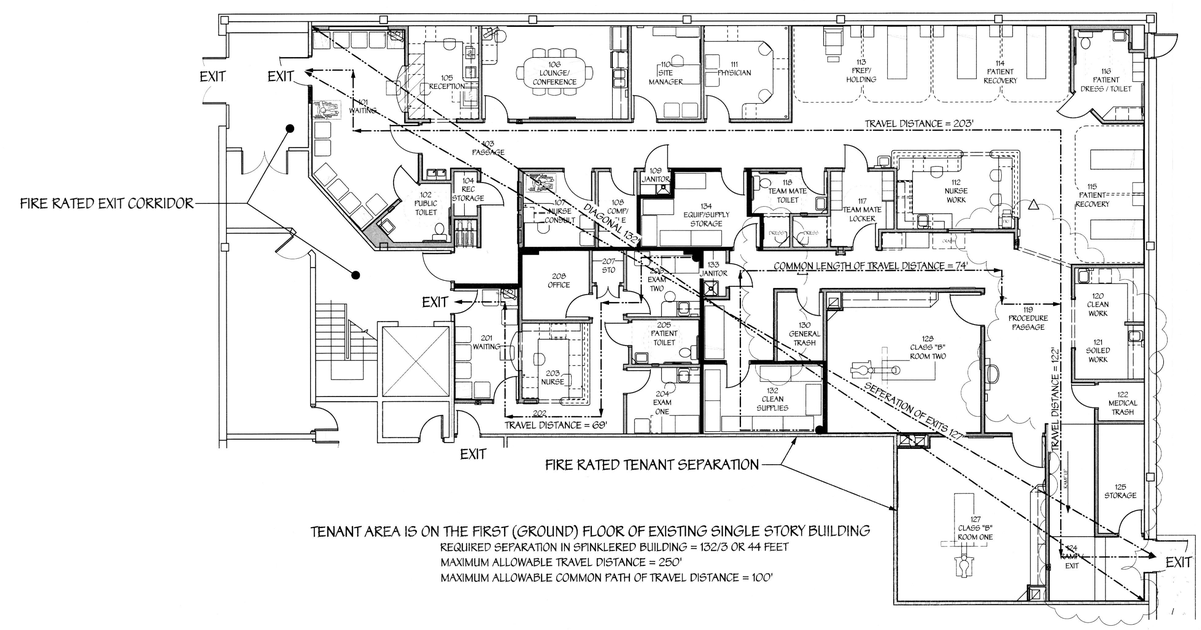

TENANT AREA IS ON THE FIRST (GROUND) FLOOR OF EXISTING SINGLE STORY BUILDING
REQUIRED SEPARATION IN SPINKLERED BUILDING = 132/3 OR 44 FEET
MAXIMUM ALLOWABLE TRAVEL DISTANCE = 250'
MAXIMUM ALLOWABLE COMMON PATH OF TRAVEL DISTANCE = 100'

VICINITY MAP SCALE: NTS



This project was designed in 2013 and was originally signed and sealed and submitted for permit on or about 8/20/13 The stamp below with the current date is to document that this is a record copy of those drawings. These represent no new work done after the construction done based on these drawings and this is ONLY certifying the design work done in 2013

REGISTERED ARCHITECT STEPHANIE JAN PAK 028778 STATE OF NEW YORK 09/25/13

0" 1" 2" 3"
1/8"=1'-0" 8' 16' 24'
1/4"=1'-0" 4' 8' 12'

TENANT RENOVATIONS FOR:
Access Center
1733 Eastchester Road
Bronx, NY 10461
Lifeline Vascular Access SM

Richard J. Stern, P.E.
Mechanical • Electrical
2741 Furnace Road
Felton, PA 17322
Phone: 717-891-6026

InSync ARCHITECTURAL DESIGNS, INC.
1213 Old Fylesville Road
Whitaford, MD 21160
Office 410-452-8008
Fax 410-452-8046

TITLE SHEET

REVISIONS		
REV#	DATE	DESCRIPTION
#1	7/15/13	OWNER BUDGET REVISIONS

DRAWING NO. T-101.00
SHEET OF
DATE 4/19/13
DRAWN BY RFC
JOB NUMBER 11206
CHECKED BY KDP

NOTE; CONTRACTOR AND SUB-CONTRACTORS SHALL VISIT THIS BUILDING AND TENANT AREA AND BE FAMILIAR WITH ALL THE EXISTING CONDITIONS PRIOR TO CONTRACT AWARD

A B C D E F G H