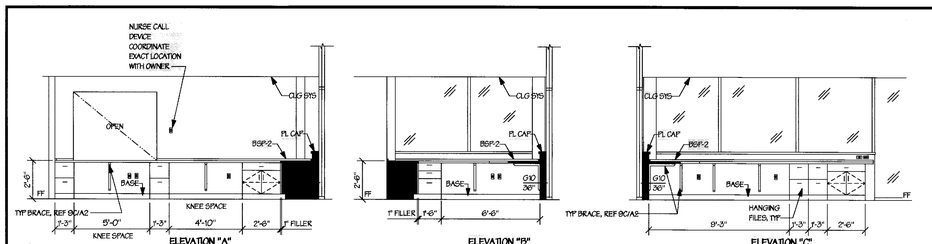

2A/A2 101 RECEPTION
SCALE: 1/4" = 1'-0"

PLASTIC LAMINATE COLORS:
WALL CABINETS - "PLAS LAM B"
BASE CABINETS - "PLAS LAM B"
COUNTERTOPS - "PLAS LAM A"

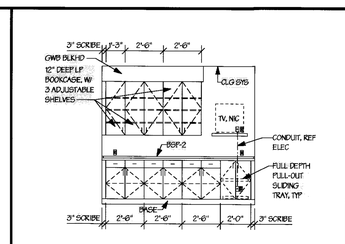

2D/A2 104 CONFERENCE
SCALE: 1/4" = 1'-0"

PLASTIC LAMINATE COLORS:
WALL CABINETS - "PLAS LAM B"
BASE CABINETS - "PLAS LAM B"
COUNTERTOPS - "PLAS LAM A"

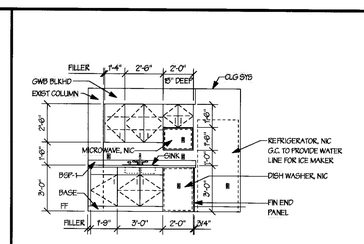

2E/A2 105 STAFF LOUNGE
SCALE: 1/4" = 1'-0"

PLASTIC LAMINATE COLORS:
WALL CABINETS - "PLAS LAM B"
BASE CABINETS - "PLAS LAM B"
COUNTERTOPS - "PLAS LAM A"

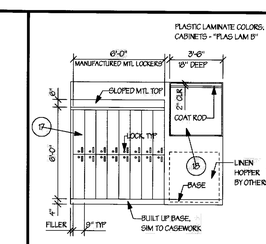

2F/A2 111 STAFF LOCKERS
SCALE: 1/4" = 1'-0"

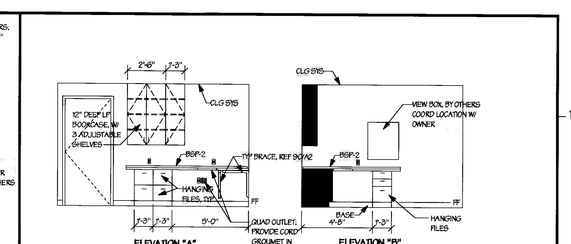

2G/A2 114 PHYSICIAN
SCALE: 1/4" = 1'-0"

PLASTIC LAMINATE COLORS:
WALL CABINETS - "PLAS LAM B"
BASE CABINETS - "PLAS LAM B"
COUNTERTOPS - "PLAS LAM A"

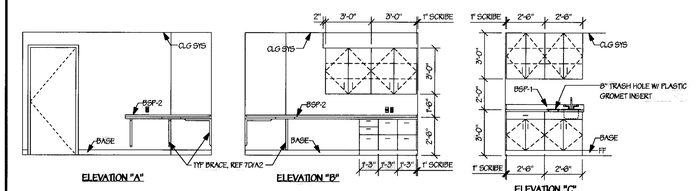

4A/A2 115 NURSE CONSULT
SCALE: 1/4" = 1'-0"

PLASTIC LAMINATE COLORS:
WALL CABINETS - "PLAS LAM B"
BASE CABINETS - "PLAS LAM B"
COUNTERTOPS - "PLAS LAM A"

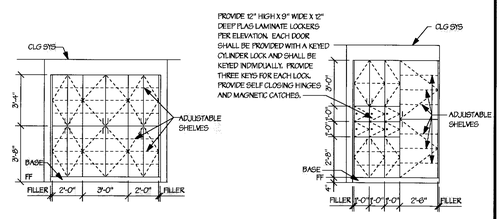

4C/A2 124 PASSAGE
SCALE: 1/4" = 1'-0"

PLASTIC LAMINATE COLORS:
CABINETS - "PLAS LAM D"
COUNTERTOPS - "PLAS LAM C"

4D/A2 116 PASSAGE
SCALE: 1/4" = 1'-0"

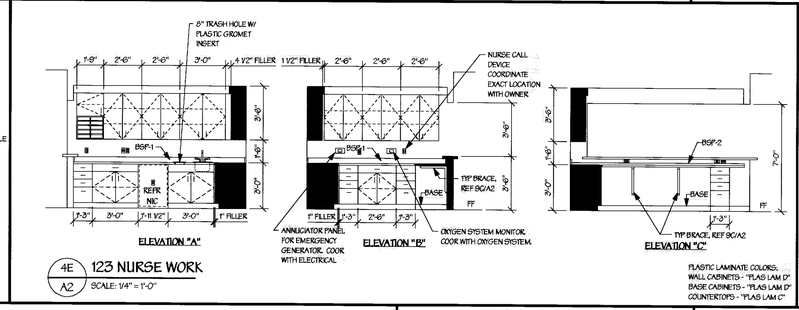

4E/A2 123 NURSE WORK
SCALE: 1/4" = 1'-0"

PLASTIC LAMINATE COLORS:
WALL CABINETS - "PLAS LAM D"
BASE CABINETS - "PLAS LAM D"
COUNTERTOPS - "PLAS LAM C"

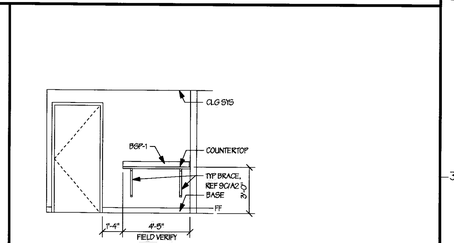

4G/A2 116 PASSAGE
SCALE: 1/4" = 1'-0"

PLASTIC LAMINATE COLORS:
COUNTERTOPS - "PLAS LAM C"

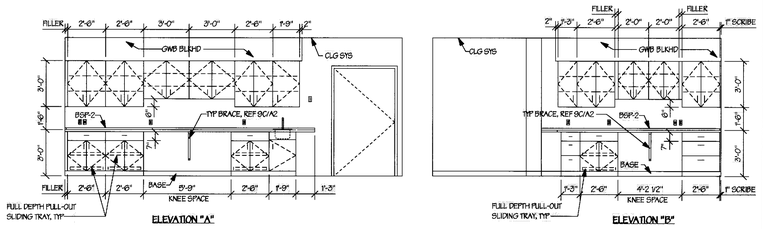

5A/A2 125 IR PROCEDURE
SCALE: 1/4" = 1'-0"

PLASTIC LAMINATE COLORS:
WALL CABINETS - "PLAS LAM B"
BASE CABINETS - "PLAS LAM B"
COUNTERTOPS - "PLAS LAM D"

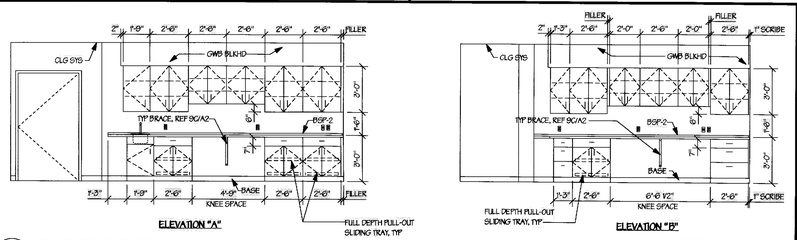

5C/A2 126 IR PROCEDURE
SCALE: 1/4" = 1'-0"

PLASTIC LAMINATE COLORS:
WALL CABINETS - "PLAS LAM B"
BASE CABINETS - "PLAS LAM B"
COUNTERTOPS - "PLAS LAM D"

HARDWARE SCHEDULE

GENERAL HARDWARE NOTE: ALL COMPONENTS OF HARDWARE SHALL BE PROVIDED FOR A COMPLETELY FUNCTIONING HARDWARE INSTALLATION. ALL COMPONENTS SHALL COMPLY WITH LOCAL, STATE AND FEDERAL (ADA) DISABILITY REQUIREMENTS. ALL EGRESS DOORS SHALL BE READILY OPENABLE FROM THE SIDE FROM WHICH EGRESS IS TO BE MADE WITHOUT A KEY OR SPECIAL KNOWLEDGE OR EFFORT. COORDINATE KEYING SYSTEM WITH OWNER AND LANDLORD.

HARDWARE TYPE "A" TYPICAL FOR ALL NEW DOORS:
PROVIDE AS A MINIMUM: CL3600 SERIES, LEVER HANDLE LOCKSETS (US26D FINISH) BY CORBIN, STYLE NOD, NEWPORT, FUNCTION CL3551 (OFFICE FUNCTION) UNLESS NOTED OTHERWISE BELOW. 4 1/2" BUTT HINGES (MINIMUM 3 PER LEAF) BY STANLEY, WALL STOP BY ROCKWOOD.

HARDWARE TYPE "B" SAME AS TYPE "A" EXCEPT AS FOLLOWS: FUNCTION CL3620 (PRIVACY FUNCTION) IN LIEU OF TYPICAL OFFICE FUNCTION.

HARDWARE TYPE "C" SAME AS TYPE "A" EXCEPT AS FOLLOWS: FUNCTION CL3610 (PASSAGE FUNCTION) IN LIEU OF TYPICAL OFFICE FUNCTION. IN ADDITON PROVIDE CORBIN DC3220 SERIES SURFACE APPLIED DOOR CLOSER.

HARDWARE TYPE "D" SAME AS TYPE "A" EXCEPT AS FOLLOWS: FUNCTION CL3657 (STORAGE FUNCTION) IN LIEU OF TYPICAL OFFICE FUNCTION.

HARDWARE TYPE "E" SAME AS TYPE "A" EXCEPT AS FOLLOWS: FUNCTION CL3610 (PASSAGE FUNCTION) IN LIEU OF TYPICAL OFFICE FUNCTION.

HARDWARE TYPE "F" SAME AS TYPE "A" EXCEPT AS FOLLOWS: PROVIDE DUMMY TRIM FOR EACH LEAF IN LIEU OF TYPICAL OFFICE FUNCTION. IN ADDITION, PROVIDE HEAVY DUTY MAGNETIC CATCH AT THE TOP OF EACH LEAF AND HEAD OF JAMB.

HARDWARE TYPE "G" SAME AS TYPE "A" EXCEPT AS FOLLOWS: FUNCTION CL3610 (PASSAGE FUNCTION) IN LIEU OF TYPICAL OFFICE FUNCTION. IN ADDITION, PROVIDE DUMMY TRIM FOR INACTIVE LEAF, FLUSH BOLTS BY STANLEY.

HARDWARE TYPE "H" SAME AS TYPE "A" EXCEPT AS FOLLOWS: IN ADDITION, PROVIDE DUMMY TRIM FOR INACTIVE LEAF, FLUSH BOLTS BY STANLEY, FULL METAL ASTRICAL COORDINATOR AND CORBIN DC3220 SERIES SURFACE APPLIED DOOR CLOSER FOR BOTH LEAFS.

HARDWARE TYPE "J" SAME AS TYPE "A" EXCEPT AS FOLLOWS: FUNCTION CL3610 (PASSAGE FUNCTION) IN LIEU OF TYPICAL OFFICE FUNCTION. FOUR HEAVY DUTY HINGES PER LEAF IN LIEU OF TYPICAL HINGES. IN ADDITION, PROVIDE KICKPLATE #37 8"X34" US28D BY BALDWIN HARDWARE CORP ON EACH SIDE OF DOOR.

HARDWARE TYPE "K" SAME AS TYPE "A" EXCEPT AS FOLLOWS: FUNCTION CL3620 FUNCTION CL3610 (PASSAGE FUNCTION) IN LIEU OF TYPICAL OFFICE FUNCTION. IN ADDITION PROVIDE SIDING SIGN ABOVE LATCH TO READ "VACANT" OR "IN USE"

HARDWARE TYPE "L" SAME AS TYPE "A" EXCEPT AS FOLLOWS: FUNCTION CL3610 (PASSAGE FUNCTION) IN LIEU OF TYPICAL OFFICE FUNCTION. IN ADDITION, PROVIDE CORBIN DC3220 SERIES SURFACE APPLIED DOOR CLOSER, FULL WEATHERSTRIPPING AND ALUMINUM THRESHOLD.

HARDWARE TYPE "M" SAME AS TYPE "A" EXCEPT AS FOLLOWS: IN ADDITION PROVIDE CORBIN DC3220 SERIES SURFACE APPLIED DOOR CLOSER.

HARDWARE TYPE "MFR-1": PROVIDE MANUFACTURER'S STANDARD HARWARE SIMILAR TO EXISTING DOORS. DOOR SHALL HAVE PUSH/PULL OPERATION WITH A KEYED CYLINDER WITH A PUSH EXIT LEVER TO ALLOW EGRESS. CYLINDER SHALL BE KEYED WITH THE TENANT AND BUILDING MASTER KEYING SYSTEM. DOOR SHALL HAVE FULL WEATHERSTRIPPING AND SHALL HAVE A CLOSURE AND ALUMINUM THRESHOLD AND ALL OTHER COMPONENTS REQUIRED FOR A COMPLETE INSTALLATION.

CONSTRUCTION NOTES:

(1) — THIS SYMBOL DENOTES A CONSTRUCTION NOTE

1. CENTER NEW WALL ON CENTERLINE OF EXIST WINDOW MULLION. PROVIDE BREAK METAL CHANNEL TO MATCH STOREFRONT FRAMING OVER END OF NEW WALL.

2. ALIGN NEW PARTITION W/ EXISTING WINDOW JAMBS AND/OR EXIST WALL FACE OR EXISTING COLUMN. BLEND SURFACES TOGETHER FOR A SMOOTH UNIFORM FINISH.

3. 24" DEEP (MIN 48" WIDE) PLAS LAMINATED BENCH AT 18" A.F.F., PROVIDE FRAMING ACROSS FRONT EDGE OF BENCH SUCH THAT THERE IS AN OPEN SPACE BELOW BENCH. PROVIDE BLOCKING IN WALL AND SECURELY FASTEN BENCH TO WALL. BENCH SHALL BE INSTALLED TO SUPPORT A MINIMUM OF 450 POUNDS AND HC LOADING AS REQUIRED BY ADA.

4. PROVIDE 12" HIGH X 12" WIDE X 12" DEEP PLAS LAMINATE LOCKERS PER ELEVATION 4A/A2. EACH DOOR SHALL BE PROVIDED WITH A KEYED CYLINDER LOCK AND SHALL BE KEYED INDIVIDUALLY. PROVIDE THREE KEYS FOR EACH LOCK. PROVIDE SELF CLOSING HINGES AND MAGNETIC CATCHES.

5. PROVIDE HOSPITAL CLINICAL CURTAIN SYSTEM, INCLUDING TRACK AND ALL NECESSARY HARDWARE FOR A COMPLETE INSTALLATION EQUAL TO THE PRODUCTS OF IMPERIAL FASTENER COMPANY, MODEL IFC-68 CLINICAL TRACK WITH IFC-100 ROLLER CARRIERS. PROVIDE CURTAIN FROM 100% TRAMISA POLYESTER CUBICLE FABRIC WITH COLOR SELECTED BY ARCHITECT FROM MANUFACTURER'S FULL RANGE OF SOLID COLORS AND PRINT PATTERNS. CURTAIN SHALL BE PROVIDED WITH FRZ (FINE) MESH AND SHALL HANG TO 6" ABOVE FINISH FLOOR. PROVIDE SURFACE MOUNTED TRACK THAT IS DESIGNED TO MOUNT DIRECTLY TO CEILING. COLOR SHALL BE WHITE. INSTALL PER RECOMMENDATIONS OF MANUFACTURER.

6. PROVIDE FIRE EXTINGUISHER AND CABINET. CABINET SHALL BE COSMOPOLITAN #1037-V-10 WITH FUTURA "FIRE" HANDLE AS PRODUCED BY JL INDUSTRIES. FIRE EXTINGUISHER SHALL BE "COSMIC 10E" AS PRODUCED BY JL INDUSTRIES, BLOOMINGTON, MN.

7. BULKHEAD ABOVE. REFER TO REFLECTED CEILING PLAN AND DETAIL 9E and 9F/A3.

8. EXTERIOR GYPBOARD WALL TO REMAIN. INSTALL NEW LAYER OF 5/8" FIRE CODE GYPBOARD TO CREATE A ONE HOUR FIRE PARTITION FROM FLOOR TO DECK ABOVE.

9. BULKHEAD ABOVE. REFER TO REFLECTED CEILING PLAN AND DETAIL 9A/A2.

10. APPLY ONE LAYER OF 5/8" GWB W/ 1/16" LEAD BACKING OVER EXISTING WALL. LEAD TO EXTEND TO 7'-0" ABOVE FINISH FLOOR AND TIE INTO LEAD ON ADJACENT WALLS. INSTALL TO FLUSH W/ ADJACENT NEW WORK. REWORK ELEC OUTLETS AS REQ'D TO FLUSH W/ NEW WALL FACE.

11. REMOVE ANY EXISTING WINDOW BLINDS OR OTHER WINDOW COVERINGS. THROUGHLY CLEAN BOTH INSIDE AND OUTSIDE OF EXISTING STOREFRONT FRAMING AND GLASS. PATCH AND REPAIR EXISTING DRYWALL ON EXTERIOR WALLS ABOVE, BELOW AND ADJACENT TO STOREFRONT IN PREPARATION FOR THE INSTALLATION OF NEW FINISHES AND TO CREATE A "LIKE NEW" APPEARANCE.

12. EXTERIOR GYPBOARD WALL TO REMAIN. PATCH AND REPAIR EXISTING DRYWALL IN PREPARATION FOR THE INSTALLATION OF NEW FINISHES AND TO CREATE A "LIKE NEW" APPEARANCE.

13. ELECTRICAL PANEL. REFER TO ELECTRICAL DRAWINGS.

14. PROVIDE 3/4" B2 PLYWOOD MOUNTING BOARD FROM FLOOR TO CEILING. PAINT TO MATCH ADJACENT WALLS.

15. EXISTING COLUMN TO REMAIN. INSTALL GYP BOARD FURDING AROUND COLUMN, HOLDING AS CLOSE TO COLUMN AS POSSIBLE. PROVIDE CORNER BEADS AT ALL FOUR CORNERS.

16. PROVIDE PROJECTION SCREEN RECESSED INTO CEILING SYSTEM EQUAL TO ARTISAN/SERIES M - SPRING-ROLLER OPERATED SCREEN BY DRAPER. SCREEN SHALL BE 60"X60" WITH A MINIMUM 18" ADDITIONAL DROP. SCREEN SHALL BE WALL MOUNTED WITH THE BOTTOM 2" ABOVE THE FINISHED CEILING. PROVIDE OPENING IN CEILING SYSTEM TO ALLOW SCREEN TO DROP. PROVIDE A BLACK PLASTIC LAMINATE CASE FINISH FOR THE SCREEN ENCLOSURE. INSTALL PER MANUFACTURER'S RECOMMENDATIONS AND PROVIDE ALL OTHER ACCESSORIES FOR A COMPLETE INSTALLATION.

17. PROVIDE STEEL MULTIPLE TIER LOCKERS BY LYON (OR EQUAL). SIZE SHALL BE 2 HIGH-18" WIDE-18" DEEP-36" HIGH. PROVIDE 4" HIGH BASE TO MATCH CASE WORK. PROVIDE MANUFACTURE'S STANDARD HANDLES WITH KEYED LOCK (ALL LOCKS TO BE KEYED DIFFERENTLY - PROVIDE THREE KEYS FOR EACH LOCKER). MINIMUM OF THREE HOOKS IN EACH LOCKER AND ALL OTHER STANDARD ACCESSESORIES. LOCKERS SHALL BE FINISHED IN COLOR SELECTED FROM MANUFACTURES STANDARD COLORS (FOURTEEN MINIMUM) BY ARCHITECT. LOCKERS SHALL BE CONSTRUCTED AND INSTALLED PER MANUFACTURER'S STANDARD SPECIFICATIONS AND RECOMMENDATIONS. REFER TO INTERIOR ELEVATION 29/A2 FOR ADDITIONAL INFORMATION.

18. PROVIDE AN 18" DEEP PLASTIC LAMINATE BOX WITH PLAS LAMINATE BACK. PROVIDE A WOOD COAT ROD MOUNTED 11" FROM BACK OF BOX. REFER TO INTERIOR ELEVATION 29/A2 FOR ADDITIONAL INFORMATION.

19. PROVIDE 5 - 18" DEEP PLAS LAMINATE SHELVES WITH ADJUSTABLE SHELF HARDWARE. PROVIDE A MINIMUM OF FOUR ADJUSTABLE SHELF STANDARDS - 6' LONG.

20. PROVIDE HEAVY DUTY WHITE WIRE SHELF WITH COMBINATION COAT ROD FOR FULL WIDTH OF SPACE. INSTALL PER MANUFACTURER'S RECOMMENDATIONS.

21. NURSE CALL SYSTEM. REFER TO ELECTRICAL DRAWINGS FOR COMPONENT SPECIFICATIONS. ALL COMPONENTS TO BE PROVIDED BY EXPEDITOR SYSTEMS - CONTACT GEORGE FENNESS AT 800-843-8051 (gfenness@expeditor.com). THE FOLLOWING COMPONENTS ARE TO BE PROVIDED AT THE DESIGNATED LOCATIONS.
A. POSITION HELP CALL ON PENDENT WITH LINEN CLIP.
B. WALL MOUNTED CALL SWITCH ACTIVATED BY PULL ON CHORD.
C. EMERGENCY CALL ("CODE BLUE") WALL MOUNTED CALL BUTTON WITH HINGED "ELBOW PLATE" TO FACILITATE EMERGENCY ACTIVATION.
D. ENUNCIATOR PANEL.
E. ENUNCIATOR/CALL PANEL.
F. HELP CALL PANEL.

22. OXYGEN STATION OUTLET @ 48" AFF. REFER TO MECHANICAL PLANS. PROVIDE SIGN AT EACH STATION TO LEGIBLY IDENTIFY OXYGEN CONTENT. MOUNT SIGN DIRECTLY ABOVE OUTLET. SIGN SHALL BE EQUAL TO CUSTOM ENGRAVED SETONFLY SIGNS BY SETON IDENTIFICATION PRODUCTS IN SIZE REQUIRED UTILIZING A MINIMUM OF 3/4" HIGH LETTERS.

23. INSTALL A PRECAUTIONARY SIGN, READABLE FROM A DISTANCE OF 5 FEET SHALL BE INSTALLED IN THE CENTER OF EACH LEAF. CENTER OF SIGN SHALL BE 5'-6" AFF. THE SIGN SHALL INCLUDE THE FOLLOWING WORDING AS A MINIMUM: "CAUTION, OXIDIZING GAS(ES) STORED WITHIN. NO SMOKING". SIGN SHALL BE EQUAL TO CUSTOM ENGRAVED SETONFLY SIGNS BY SETON IDENTIFICATION PRODUCTS IN SIZE REQUIRED UTILIZING A MINIMUM OF 3/4" HIGH LETTERS.

24. MODIFY EXISTING STOREFRONT SYSTEM TO ACCOMIDATE NEW DOOR PER DOOR SCHEDULE. ALL COMPONENTS OF NEW WORK SHALL MATCH EXISTING STOREFRONT INCLUDING FINISH, HARDWARE AND GLAZING.

25. INSTALL DARK GREY TINTING ON THE EXTERIOR SIDE OF WINDOW SYSTEM TO CONEAL STUD WALL BEHIND.

26. SURFACE-MOUNTED VIEW BOX TO BE PROVIDED BY OWNER AND INSTALLED BY CONTRACTOR. COORDINATE DELIVERY AND INSTALLATION WITH OWNER.

27. WALL MOUNTED BED PAN CLEANSER ASSEMBLY. REFER TO MECHANICAL/PLUMBING PLANS.

28. EXISTING STEEL COLUMN TO REMAIN. CLEAN SURFACES FOR PREPARATION OF NEW FINISHES. PAINT STEEL COLUMN TO MATCH WALLS IN COORESPONDING SPACE.

29. ALIGN LOW HEIGHT GYP BOARD WALL WITH EDGE OF STOREFRONT. PROVIDE "J" MOLDING AGAINST STOREFRONT FRAME AND CORNER BEAD. PROVIDE BREAK METAL OVER END OF WALL TO MATCH FINISH OF STOREFRONT WINDOWS.

30. PROVIDE BORDER TILE AROUND PERIMETER OF ROOM WITH CENTER AREA OF FEILD TILE.

31. OWNER WILL PROVIDE REFRIGERATOR WITH ICEMAKER, DISHWASHER AND MICROWAVE (REFER TO INTERIOR CASEWORK ELEVATION). CONTRACTOR SHALL INSTALL THESE UNITS.

32. OWNER WILL PROVIDE UNDERCOUNTER REFRIGERATOR (REFER TO INTERIOR CASEWORK ELEVATION). CONTRACTOR SHALL INSTALL.

33. PROVIDE PLAS. LAMINATE WALL CAP OVER 2 LAYERS OF 3/4" PLYWOOD. PLAS LAMINATE COLOR "A"

34. OWNER WILL PROVIDE CLOCK AND ELAPSED TIMER DEVICE. CONTRACTOR SHALL INSTALL DEVICE AND COORDINATE EXACT LOCATION WITH OWNER.

35. EXISTING GYP BOARD WALL TO REMAIN. REPAIR/MODIFY AND/OR INSTALL GYP BOARD TO CREATE A SMOKE PARTITION THAT IS SEALED TO BOTTOM OF STRUCTURE ABOVE.

36. PROVIDE "SERIES 100" ENGRAVED MELAMINE PLASTIC LAMINATE SIGN (AS MANUFACTURED BY "MOHAWK SIGN SYSTEMS" (513) 370-3333, OR APPROVED EQUAL). SIGN TO READ "HC TOILET". SIGNS SHALL BE 6" X 8" HIGH AND BE ACCOMPANIED BY GRADE 2 BRAILLE AND SHALL BE PROVIDED WITH THE INTERNATIONAL SYMBOL OF ACCESSIBILITY AND THE APPROPRIATE PICTOGRAM. SIGNS SHALL COMPLY WITH REQUIREMENTS OF THE AMERICANS WITH DISABILITIES ACT. MOUNT SIGNS ON WALLS ADJACENT TO THE DOOR, WITH CENTER AT 5'-0" AFF, 1/2IN AND SIDE 2" FROM FRAME OF DOOR.

37. REFER TO MECHANICAL PLANS FOR NEW GOOSENECK IN ROOF. EXISTING ROOF DECK AND ROOFING SHALL BE CAREFULLY CUT AND REMOVED TO ACCOMIDATE THIS NEW WORK. REMOVE ONLY ENOUGH ROOFING TO INSTALL NEW WORK. ALL NEW ROOFING WORK SHALL BE COORDINATED WITH THE PROPERTY MANAGER AND SHALL BE PERFORMED BY AN APPROVED ROOFING CONTRACTOR UTILIZING EXISTING ROOF MANUFACTURE'S RECOMMENDED ROOFING DETAILS FOR THE VARIOUS CONDITIONS ENCOUNTER SUCH THAT ANY EXISTING ROOFING WARRENTY IS MAINTAINED.

38. REFER TO MECHANICAL PLANS FOR NEW ROOFTOP HVAC EQUIPMENT. EXISTING ROOFING SHALL BE CAREFULLY CUT AND REMOVED TO ACCOMIDATE THIS NEW WORK. REMOVE ONLY ENOUGH ROOFING TO INSTALL NEW WORK. ALL NEW ROOFING WORK SHALL BE COORDINATED WITH THE PROPERTY MANAGER AND SHALL BE PERFORMED BY AN APPROVED ROOFING CONTRACTOR UTILIZING EXISTING ROOF MANUFACTURE'S RECOMMENDED ROOFING DETAILS FOR THE VARIOUS CONDITIONS ENCOUNTER SUCH THAT ANY EXISTING ROOFING WARRENTY IS MAINTAINED.

39. COORDINATE EMERGENCY GENERATOR ANNUCIATOR PANEL INSTALLATION WITH ELECTRICAL AND CASEWORK DRAWINGS.

40. COORDINATE OXYGEN MONITOR PANEL WITH OXYGEN SYSTEM.

PLASTIC LAMINATE SCHEDULE

PLAS LAM "A"
Formica 7017-58 "Spring Foliage"

PLAS LAM "B"
Formica 7023-58 "Grey Canvas"

PLAS LAM "C"
Formica 7226-58 "Crayon"

PLAS LAM "D"
Formica 7347-58 "Pastel Crayon"

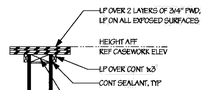

6B/A2 WRITING SURFACE
SCALE: 1" = 1'-0"

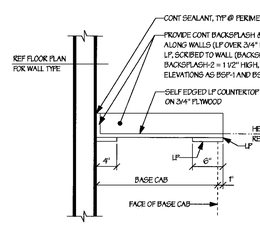

7C/A2 TYP COUNTERTOP DETAIL
SCALE: 1" = 1'-0"

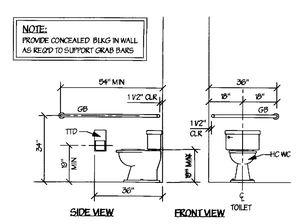

7D/A2 HC WC ELEVATION
SCALE: 3/8" = 1'-0"

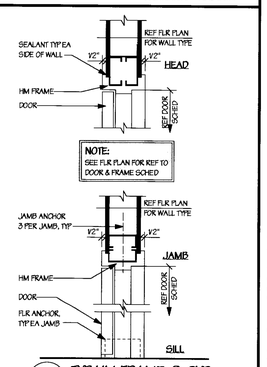

7E/A2 TYP HM FRAME @ GYP
SCALE: 1 1/2" = 1'-0"

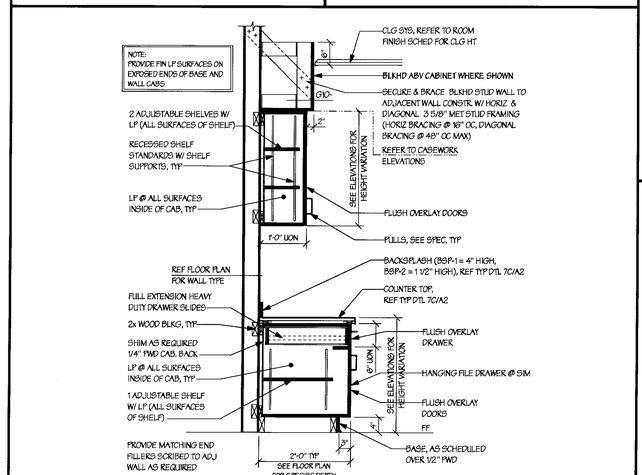

9A/A2 TYP CASEWORK DTL
SCALE: 3/4" = 1'-0"

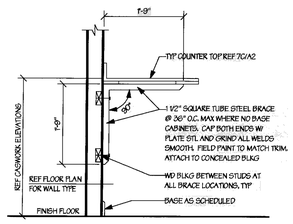

9C/A2 TYP BRACE DETAIL
SCALE: 3/4" = 1'-0"

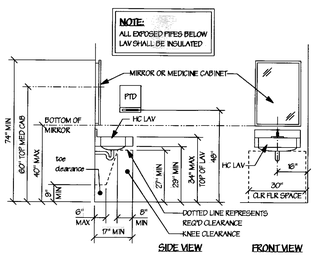

9D/A2 HC LAV ELEVATION
SCALE: 3/8" = 1'-0"

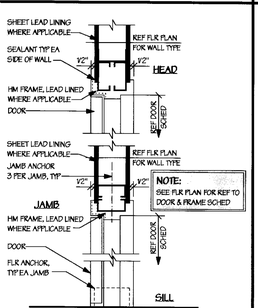

9E/A2 TYP LEAD LINED HM FRAME @ GYP
SCALE: 1 1/2" = 1'-0"

REVISIONS

REV#	DATE	DESCRIPTION

MECHANICAL & ELECTRICAL DESIGN CONSULTANTS, INC.
1901 N. Fountain Green Road
Bel Air, Md. 21015-1411
410-893-2822 Fax 410-803-0442
jrdesign@starpower.net

ARCHITECTURAL REALMS
Architecture + Planning
2935 Montana Avenue
Cincinnati, Ohio 45211
Tel.: 513-662-3333
Fax: 513-662-6699

FREDERICK WARD ASSOCIATES, INC.
ENGINEERS | ARCHITECTS | SURVEYORS
P.O. Box 727, 5 South Main Street Bel Air, Maryland 21014-0727
Phone: 410-879-2090 or 410-838-7900 Fax: 410-893-1243
Columbia, Maryland Warrenton, Virginia

TENANT RENOVATIONS FOR:
RMS LIFELINE
4623 Wesley Avenue, Suite N
Cincinnati, Ohio

DATE 9/26/01	DRAWING NO. A2
SCALE AS NOTED	
DESIGNED BY KDP	SHEET OF
DRAWN BY KJK,DPR	FWA JOB NUMBER 2011215.00