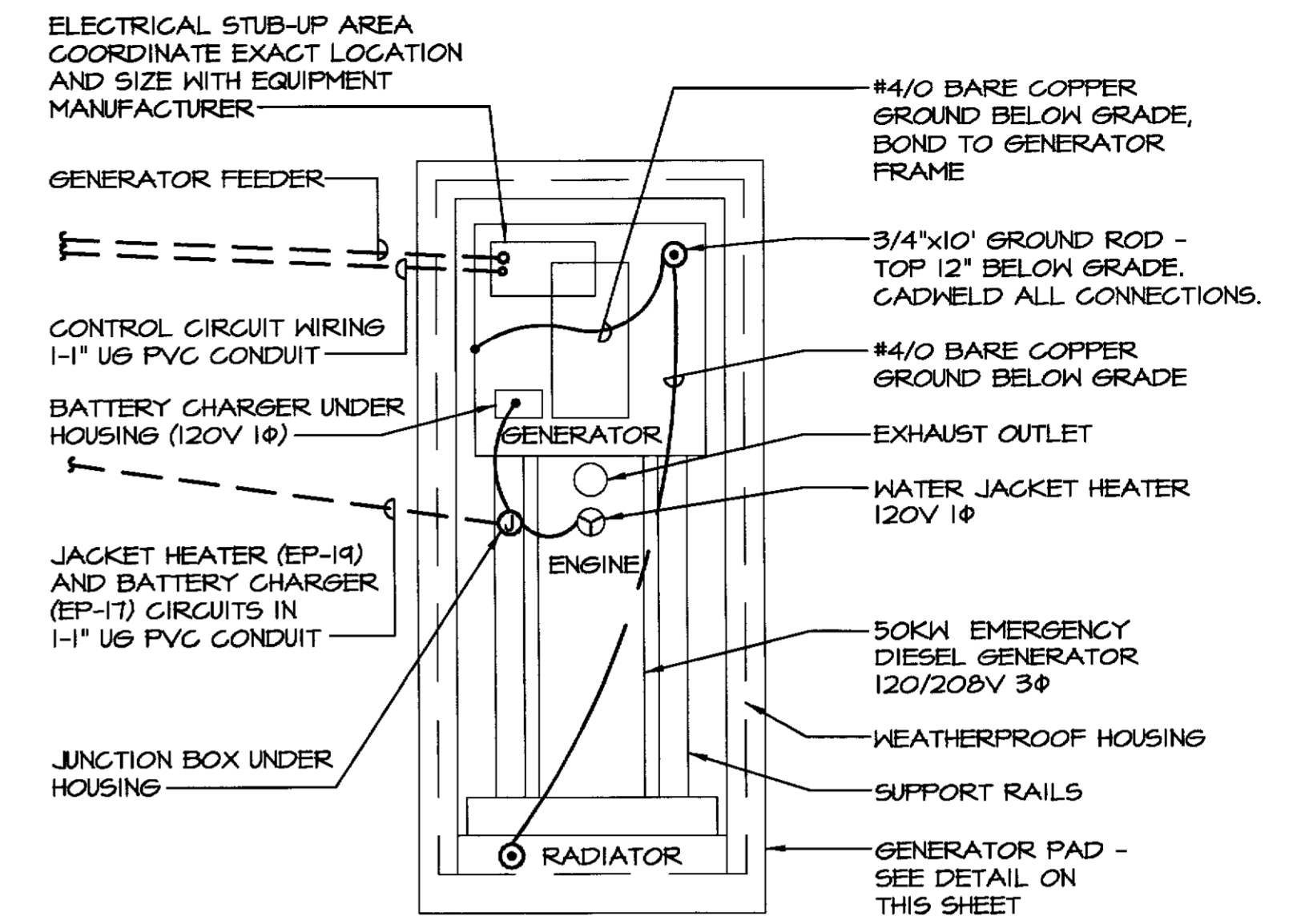


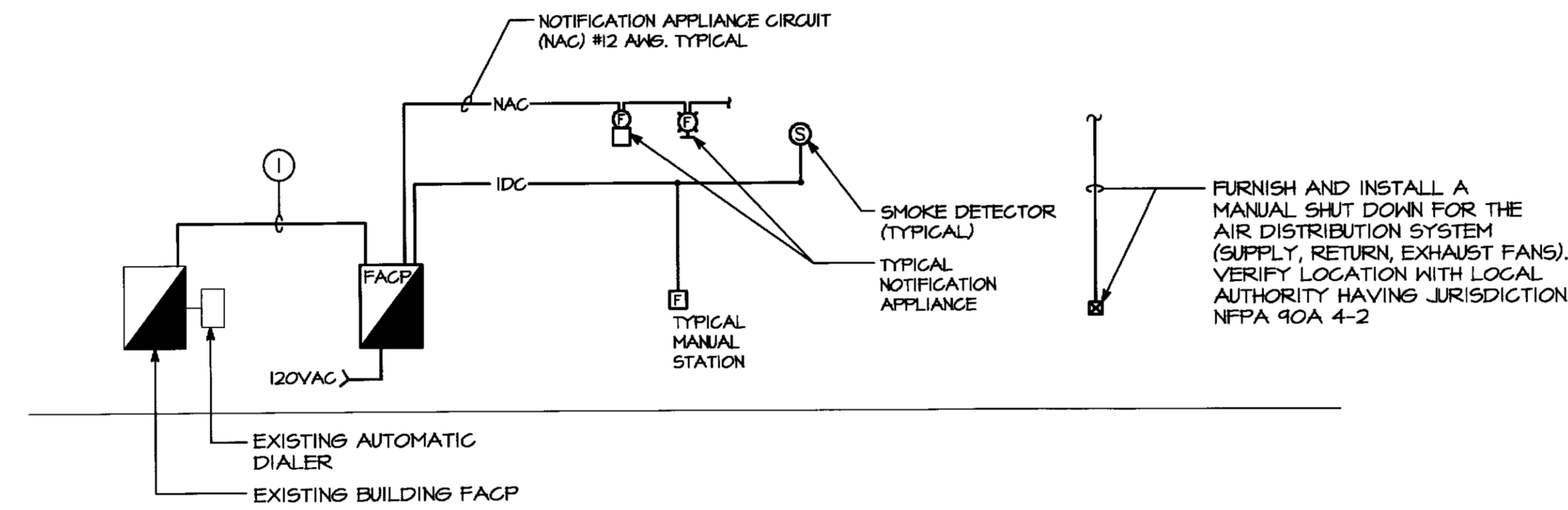
POWER RISER DIAGRAM

NO SCALE
 * ELECTRICAL CONTRACTOR SHALL PROVIDE A PLAQUE OR DIRECTORY AT EACH SERVICE DISCONNECT LOCATION DENOTING ALL OTHER SERVICES AND FEEDERS SUPPLYING THAT TENANT AND THE AREA SERVED BY EACH. NEC 230-2(e)



DETAIL - GENERATOR CONNECTIONS

NO SCALE

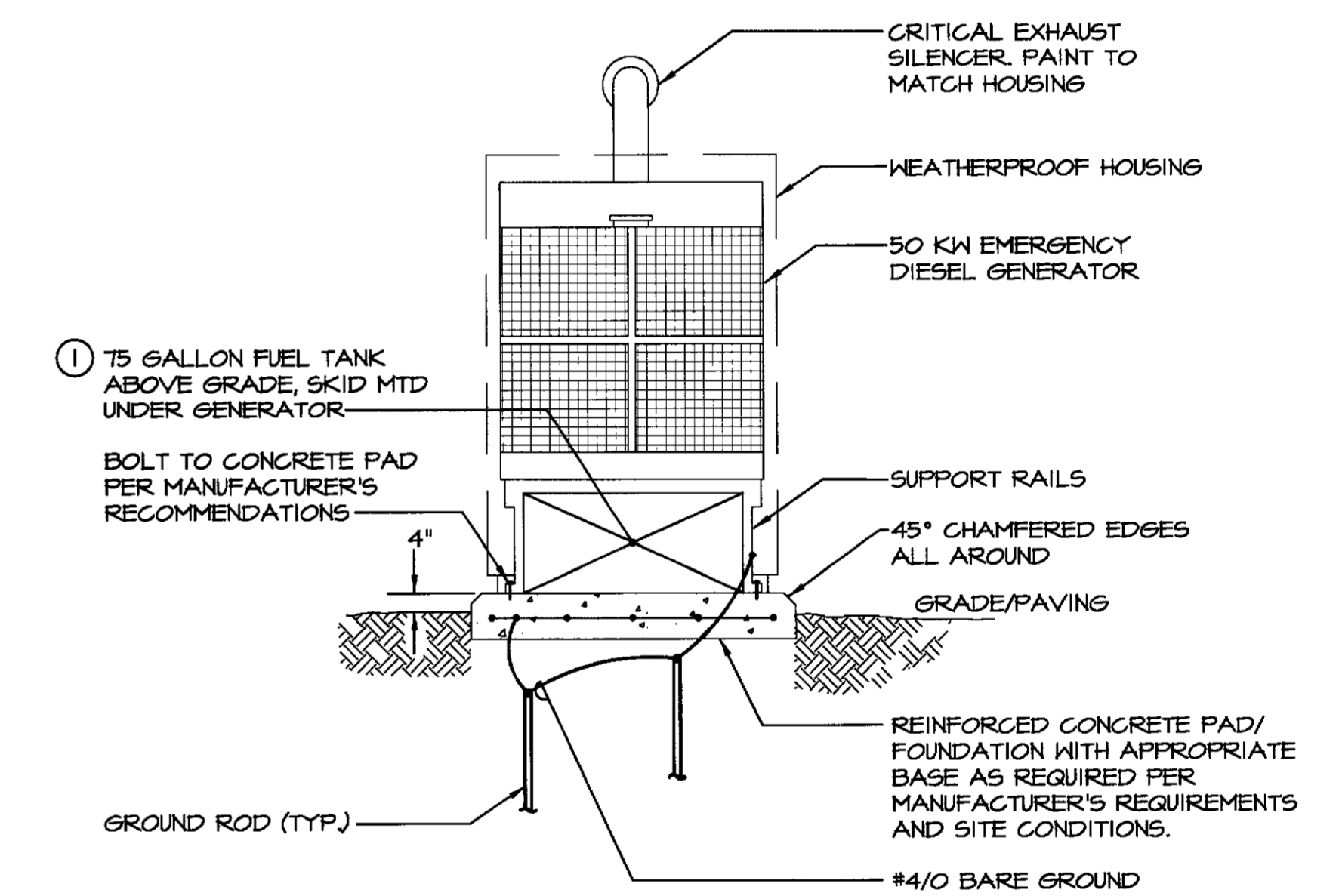


FIRE ALARM RISER

NO SCALE
 * REFER TO THE FLOOR PLANS FOR LOCATIONS AND QUANTITIES

FIRE ALARM NOTES

- ① CONNECT TO THE EXISTING SYSTEM PER MANUFACTURER'S RECOMMENDATIONS. MAKE ALL MODIFICATIONS AND ADDITIONS AS NECESSARY TO THE EXISTING SYSTEM.



DETAIL - GENERATOR PAD

NO SCALE

GENERATOR NOTES

- ① PROVIDE LEAK DETECTION MONITORING SYSTEM WITHIN SUB-BASE TANK AND EXTEND CONTROL WIRING TO THE FIRE ALARM CONTROL PANEL. A LEAK SHALL SIGNAL A TROUBLE LIGHT WITHIN THE FIRE ALARM CONTROL PANEL.

REVISIONS		
REV#	DATE	DESCRIPTION

dp DON PENN CONSULTING ENGINEERS
 3850 HIGHWAY 380, SUITE 101
 GRAPEVINE, TEXAS 76001
 817-410-2855 FAX 817-251-8411

FREDRICK WARD ASSOCIATES, INC.
 ENGINEERS P.O. Box 727, 5 South Main Street Bel Air, Maryland 21014-0727
 ARCHITECTS Phone: 410-879-2090 or 410-838-7900 Fax: 410-893-1243
 SURVEYORS Columbia, Maryland Warrenton, Virginia

TENANT RENOVATIONS FOR:
RMS LIFE LINE
 RIVERSIDE, CALIFORNIA

DATE 4/11/01	DRAWING NO. E3
SCALE AS NOTED	SHEET 3 OF 4
DESIGNED BY M.L.B.	DATE PLOTTED 2011215.00
DRAWN BY M.L.B.	JLR# 1-100a