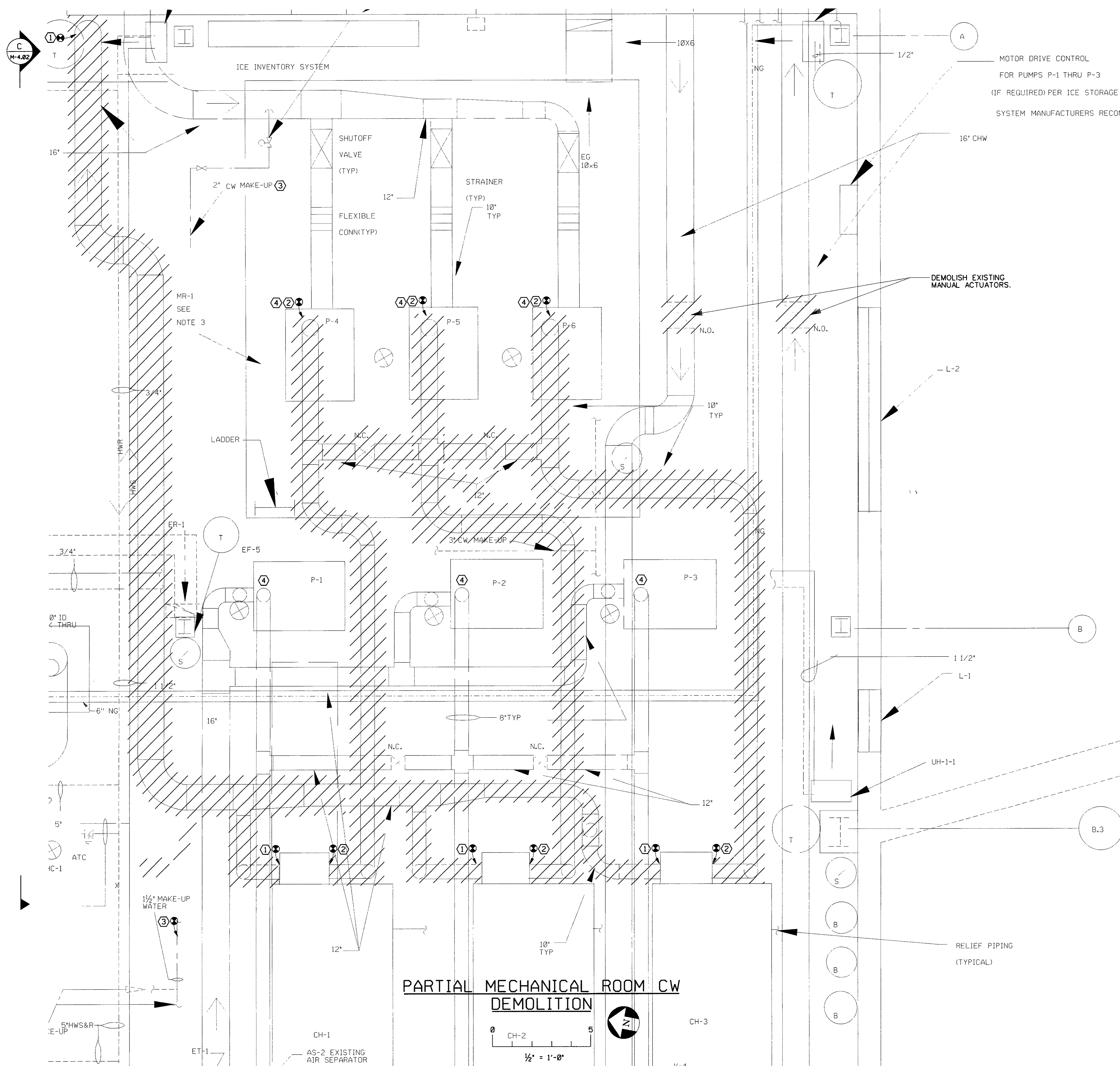


A B C D E F G H

6
5
4
3
2
1





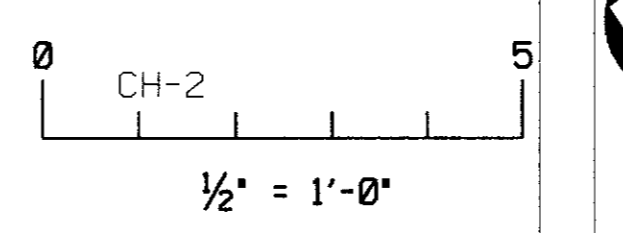
MOTOR DRIVE CONTROL
FOR PUMPS P-1 THRU P-3
(IF REQUIRED) PER ICE STORAGE
SYSTEM MANUFACTURERS RECOMMENDATION.

- NOTES:**
- ① REMOVE EXISTING CONDENSER WATER PIPING (INCLUDING TRIPLE DUTY VALVES) FROM FLOOR PENETRATION BACK TO CHILLER MARINE BOXES.
 - ② REMOVE EXISTING CONDENSER WATER PIPING (INCLUDING TRIPLE DUTY VALVES) FROM CONDENSER PUMP DISCHARGE TO CHILLER MARINE BOXES AS INDICATED.
 - ③ FIELD VERIFY CONNECTION POINTS FOR CONDENSER WATER MAKEUP WATER AND CHEMICAL FEED. RECONNECT AS REQUIRED FOR NEW CONSTRUCTION. FIELD VERIFY MAKEUP WATER SUPPLIED VIA DEDICATED DOUBLE CHECK VALVE BACKFLOW PREVENTER.
 - ④ REFER TO SCHEDULE ON M-502 FOR WORK REQUIRED AT PUMPS INCLUDING REPLACEMENT OF TRIPLE DUTY VALVES.

LEGEND

- DEMO
- EXISTING
- EXTENT OF DEMOLITION

**PARTIAL MECHANICAL ROOM CW
DEMOLITION**



Date	Description	Appr.	Symbol	Date	Description	Appr.	Symbol

Checked by: WTT	Date: 02/27/04
Drawn by: ICT	CADD File Name: 3/24/03.DGN
DAC/AB7-03-D-0006	ICT Project No. 203121
Approved by: Chief, Proj. Mgmt. Division	Plot date: 02/27/04
Task Order #: FRR004	Plot scale:
PUBLIC KENTUCKY VOICE 270-442-8620 I.C. THOMASSON ASSESSORS, INC. NASHVILLE, TENNESSEE PHONE (615) 346-3400	

DEFENSE INFORMATION SCHOOL MARYLAND
 FT. MEADE
 MECHANICAL ROOM CONDENSER WATER DEMOLITION

Sheet reference number:
M-203

THESE DOCUMENTS HAVE BEEN PREPARED PRIMARILY BASED ON INFORMATION PROVIDED BY OTHERS. I.C. THOMASSON HAS NOT VERIFIED THE ACCURACY OF ALL INFORMATION PROVIDED BY OTHERS. SEE LIMIT OF LIABILITY STATEMENT ON COVER SHEET.