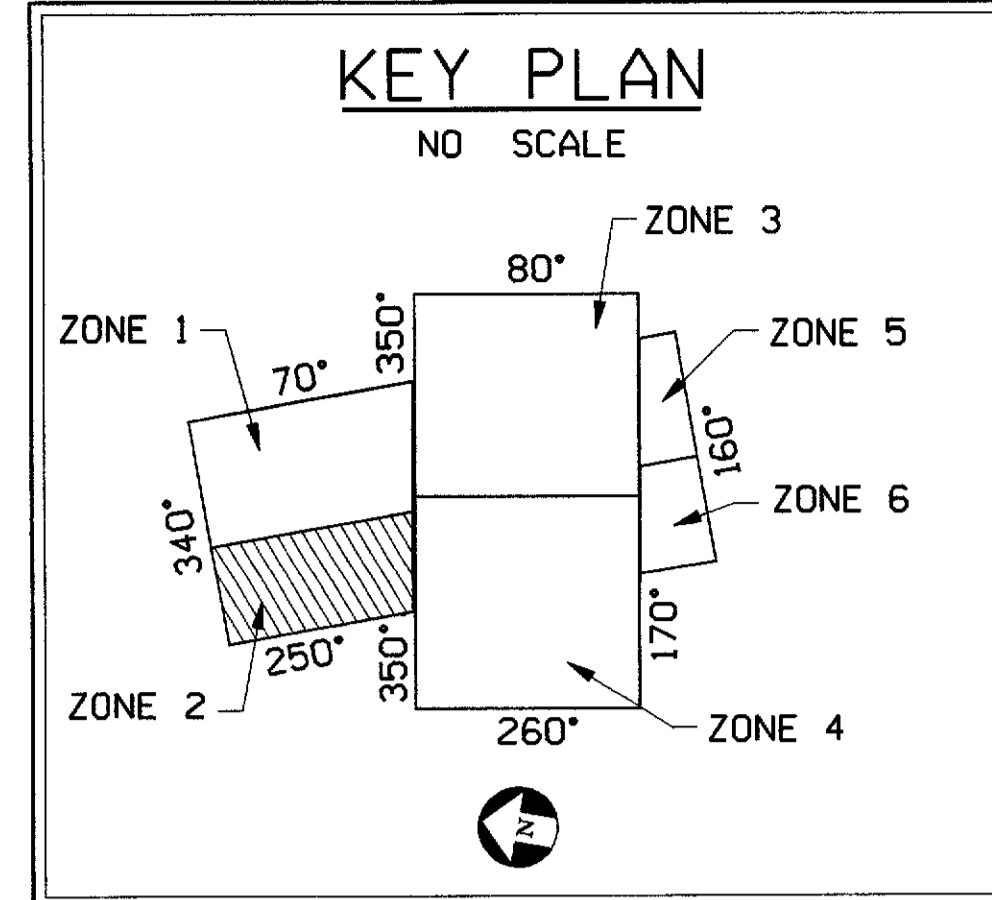
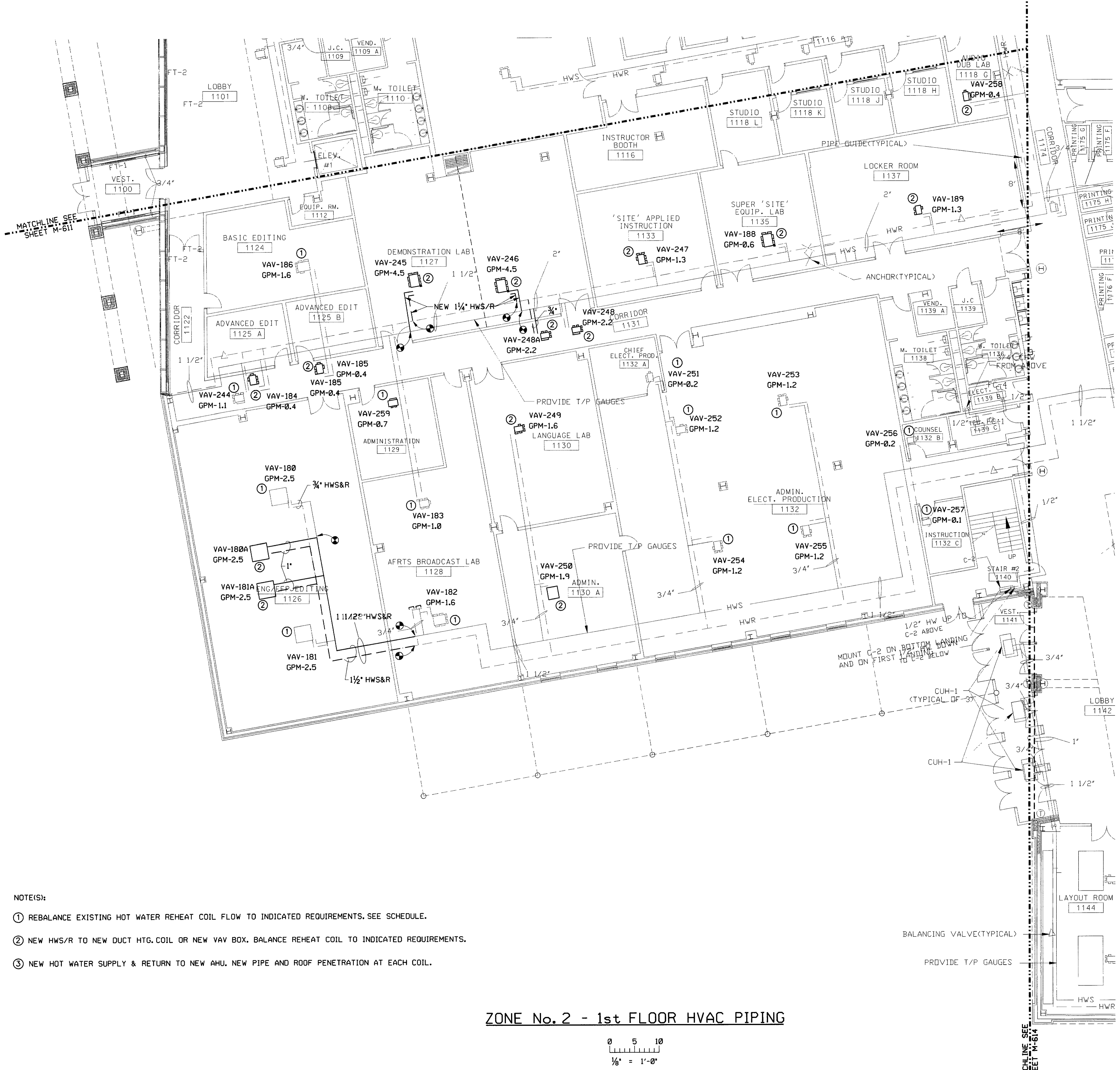




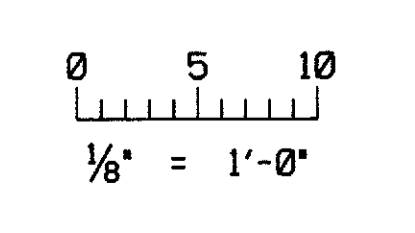
A B C D E F G H

6
5
4
3
2
1



- NOTE(S):
- ① REBALANCE EXISTING HOT WATER REHEAT COIL FLOW TO INDICATED REQUIREMENTS. SEE SCHEDULE.
 - ② NEW HWS/R TO NEW DUCT HTG. COIL OR NEW VAV BOX. BALANCE REHEAT COIL TO INDICATED REQUIREMENTS.
 - ③ NEW HOT WATER SUPPLY & RETURN TO NEW AHU. NEW PIPE AND ROOF PENETRATION AT EACH COIL.

ZONE No. 2 - 1st FLOOR HVAC PIPING



Symbol	Description	Date	Appr.

TASK ORDER #: FRR004
 FAYUMAH, KENTUCKY
 VOICE 270-442-8620

Checked by: WTT
Drawn by: ICT
 DAC87-03-0-0006
 Approved by: Chief, Proj. Mgmt. Division

Date: 02/27/04
CADD File Name: 5124612.DGN
ICT Project No.: 203121
Plot date: 02/27/04
Plot scale:

DEFENSE INFORMATION SCHOOL
 MARYLAND
 FT. MEADE
 ZONE 2 - 1st FLOOR
 HW PIPING

Sheet reference number:
M-612

THESE DOCUMENTS HAVE BEEN PREPARED PRIMARILY BASED ON INFORMATION PROVIDED BY OTHERS. I.C. THOMASSON HAS NOT VERIFIED THE ACCURACY OF ALL INFORMATION PROVIDED BY OTHERS. SEE LIMIT OF LIABILITIES STATEMENT ON COVER SHEET.