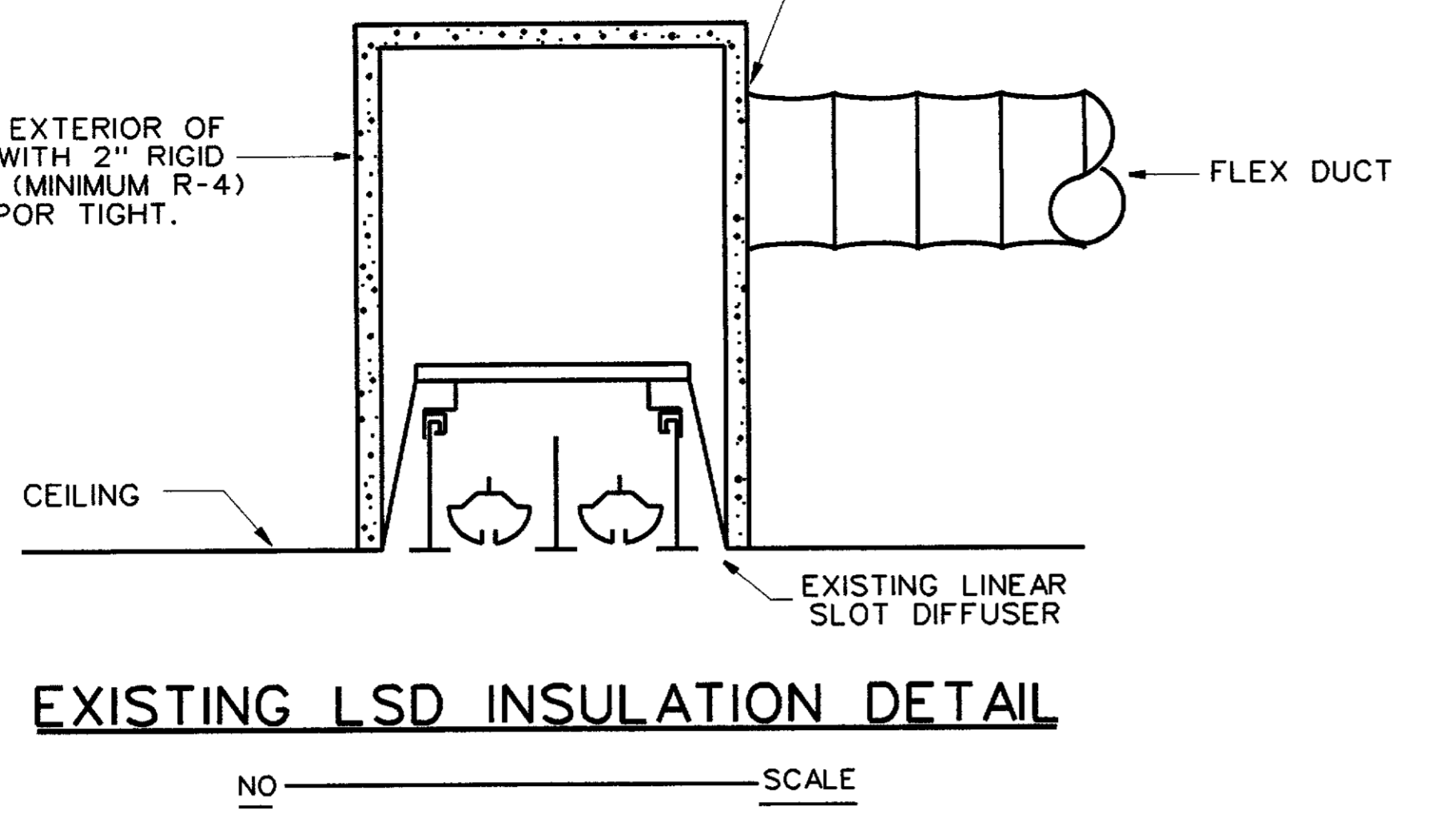
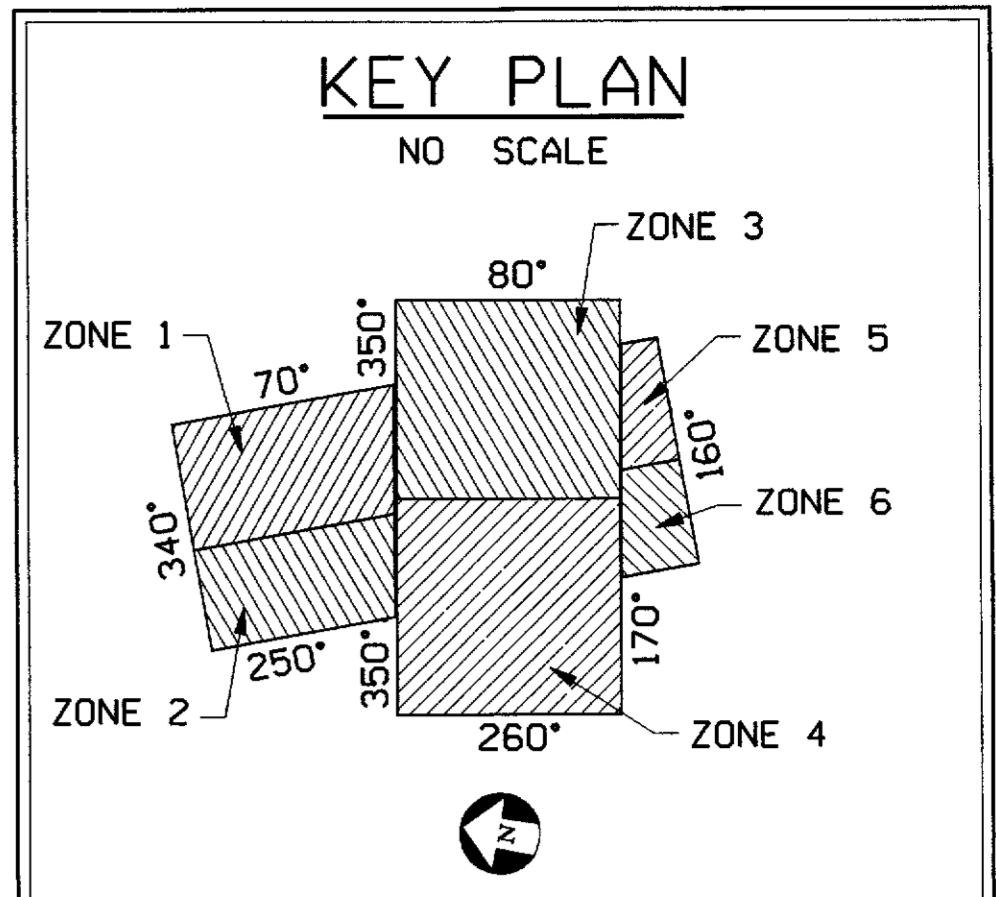


A B C D E F G H

LINE ALL AROUND EXTERIOR OF SUPPLY PLENUM WITH 2" RIGID INSULATION BOARD (MINIMUM R-4) AND SEAL VAPOR TIGHT.



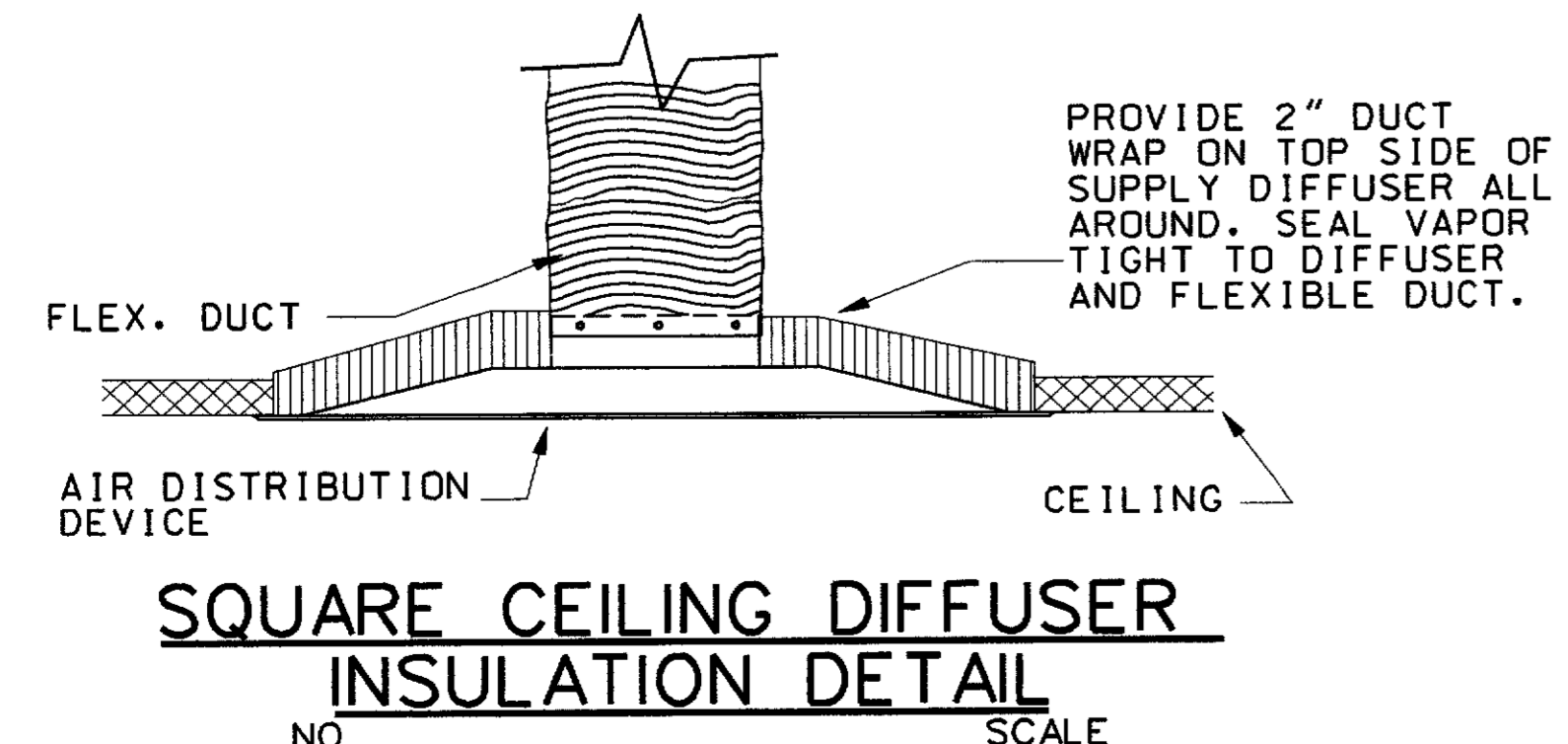
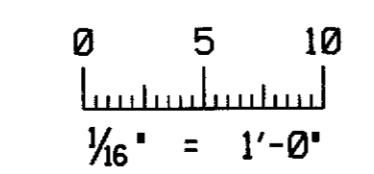
NO SCALE



KEY PLAN
NO SCALE




1st FLOOR PLAN



SQUARE CEILING DIFFUSER INSULATION DETAIL
NO SCALE

- NOTES:
- 1 INSULATE EXISTING PERIMETER SUPPLY AIR SLOT DIFFUSER (SEE LSD INSULATION DETAIL THIS SHEET.)
 - 2 INSULATE EXISTING PERIMETER SUPPLY AIR SQUARE CEILING DIFFUSER. (SEE SQUARE CEILING DIFFUSER INSULATION DETAIL THIS SHEET.)




DEFENSE INFORMATION SCHOOL
MARYLAND
FT. MEADE
1st FLOOR SUPPLY DIFFUSER LOCATIONS

Sheet reference number:
M-903

TASK ORDER #1 FR0084
PUBLIC/VA, KENTUCKY
VOICE 270-442-8620
I.C. Thomasson Associates, Inc.
NASHVILLE, TENNESSEE
PHONE (615) 346-3400
Checked by: FR0084
Dwn by: ICT
DAC487-03-D-0006
Approved by:
Chief, Proj. Mgmt. Division

Date: 02/27/04
CADD File Name: 312M003.DGN
ICT Project No. 203121
Plot date: 02/27/04
Plot scale:

Symbol	Description	Date	Appr.	Date	Appr.



Symbol	Description	Date	Appr.	Date	Appr.

THESE DOCUMENTS HAVE BEEN PREPARED PRIMARILY BASED ON INFORMATION PROVIDED BY OTHERS. I.C. THOMASSON HAS NOT VERIFIED THE ACCURACY OF ALL INFORMATION PROVIDED BY OTHERS. SEE LIMIT OF LIABILITY STATEMENT ON COVER SHEET.